

---

# SALT LAKE CITY COUNCIL STAFF REPORT

---

DATE: April 20, 2010

SUBJECT: CDBG/ESG/HOME/HOPWA Briefing

AFFECTED COUNCIL DISTRICTS: Citywide

STAFF REPORT BY: Jennifer Bruno, Deputy Director

ADMINISTRATIVE DEPT. Housing and Neighborhood Development

AND CONTACT PERSON: LuAnn Clark

---

## CDBG FUNDING SUMMARY

The City Council held a work session discussion on Tuesday, April 13<sup>th</sup> to finish discussing allocation amounts for CDBG, ESG, HOME, and HOPWA applications. The attached resolution formally adopts the Council's funding allocations, as well as the one-year action plan, and five-year consolidated plan (*Note: Council staff is working on language with the Administration for the 5 year consolidated plan, to allow for the addition of the Council Office appropriation in the Administration category*).

The following chart summarizes the Council's tentative CDBG allocations, by category:

Summary - CDBG Allocation - FY 10-11						
			Mayor		Council	
	Request	CDCIP	Mayor	% of total	Amount	% of total
Housing	\$ 1,377,080	\$ 1,142,000	\$ 1,142,000	22.2%	\$ 1,120,000	21.8%
Street Design	30,000	-	30,000	0.6%	30,000	0.6%
Street Construction	1,726,000	571,000	541,000	10.5%	541,000	10.5%
Sidewalks	475,000	300,000	81,000	1.6%	81,000	1.6%
Parks	2,108,504	798,504	957,604	18.6%	977,604	19.0%
Public Services	894,702	611,758	607,758	11.8%	663,244	12.9%
Public Service Building Improvements	1,391,440	599,794	583,841	11.4%	563,841	11.0%
Planning	50,000	50,000	50,000	1.0%	50,000	1.0%
Percent for Art	3,000	10,000	25,000	0.5%	25,000	0.5%
City Administration	702,721	702,721	702,721	13.7%	794,430	15.5%
Contingency	-	10,836	75,689	1.5%	293,732	5.7%
<b>Total Recommended</b>	<b>\$ 8,758,447</b>	<b>\$ 4,796,613</b>	<b>\$ 4,796,613</b>		<b>\$ 5,139,851</b>	

Detailed allocations by applicant are attached to this staff report.

## POTENTIAL MOTIONS

1. **["I move that the Council"]** Adopt the attached resolution adopting the one-year action plan and five-year consolidated, and allocating FY 2011 CDBG funds, with the exception of the HOPWA Category.

*Council Member Penfold may now recuse himself*

2. **["I move that the Council"]** Adopt the attached resolution adopting the one-year action plan and five-year consolidated, and allocating FY 2011 HOPWA Funds.

---

*The following information was provided for the Council's April 13 work session. It is provided again for reference.*

---

## **UPDATED INFORMATION**

Since the Council's March 30<sup>th</sup> work session, the Administration has received the final award amount from the US Department of Housing and Urban Development. There is more money than expected in CDBG (\$343,238 more) and HOPWA (\$30,189 more), and less money than expected in ESG (\$1,025 less) and HOME (\$4,921 less). The Mayor is preparing recommendations for the Council for both the extra funds, as well as the reductions that will have to be made in the ESG and HOME categories. These will be available by the Council's work session on Tuesday, April 13.

At the Council's work session on March 30<sup>th</sup>, the Council made tentative funding allocations for about half of the grant applications. The tentative funding allocations by applicant are included in the spreadsheet attachment. The following chart shows the amount of money the Council has tentatively allocated, and the amount left to allocate in each category.

<b>Grant Program</b>	<b>Amount Tentatively Allocated as of 3/30</b>	<b>Amount left to Allocate</b>
CDBG	\$ 3,911,203	\$ 1,228,648
HOME	\$ 0	\$ 1,811,988
HOPWA	\$ 0	\$ 458,970
ESG	\$ 0	\$ 190,973

---

*The following information was provided for the Council's March 30<sup>th</sup> work session. It is provided again for reference.*

---

On Tuesday, March 9, 2010, the Mayor presented his recommended budgets for the use of the 2010-2011 federally allocated Community Development Block Grant (CDBG), Emergency Shelter Grant (ESG), HOME Investment Partnerships Program (HOME), Housing Opportunities for People with AIDS (HOPWA) – which now includes the American Dream Down payment Initiative (ADDI) monies. During his presentation, Council Members received a booklet that showed each project that applied for funding, the funding request, the funding level recommended by the Community Development Capital Improvement Project Advisory Board (CDCIP) or Housing Trust Fund Board, and the Mayor's recommended funding level. Council Members also received comprehensive descriptions for each project.

At the time of printing of this staff report, Salt Lake City's exact allocation has not been confirmed. The Administration has assumed that Salt Lake City's award of last year (\$4,078,388) will remain level. The Administration has indicated that \$718,225 is available for recapture this year, for a total amount of \$4,796,613 available in CDBG.

On March 9, 2010, the Council held a public hearing on the Mayor's Recommended CDBG, ESG, HOME, and HOPWA budgets. The Council's work session on March 30<sup>th</sup> will begin the process of the Council allocating out funds. The Administration has requested that the Council adopt the final allocations by April 20<sup>th</sup>, as the US Department of Housing and Urban Development (HUD), has a deadline for Administrative staff to follow.

**Consolidated Plan Update** - The Administration has also included in this transmittal and resolution, a new Five Year Consolidated Plan (2010-2015) and Citizen Participation Plan. HUD requires these plans to be updated every five years. It establishes the goals, objectives and strategies that Salt Lake City (HAND) will use to administer the HUD grant programs, as well

as identifying target areas. The Administration updated the plan with input from local nonprofits, residents, and other City departments. The updated plan includes many of the same goals and strategies as the last version of the plan, with two additions. Parks goals were expanded to include Trails, and energy efficiency projects were added as a goal in the Housing category. A copy of this plan is included in the binders provided to the Council. *The resolution for Council consideration that adopts the CDBG funding allocations, also includes language that would formally adopt this plan.*

## OPTIONS

The Council may wish to identify its funding priorities and make tentative adjustments to the Mayor's recommendation if the Council's priorities are different than those recommended by the Mayor. The Council received recommendations from the Mayor, and held a public hearing to receive public input. All correspondence and comments that the Council Office received have been forwarded to Council Members for review. Council Staff has included in this packet written comments that have been received since the Council's public hearing on March 9.

## POLICY CONSIDERATIONS

The City Council has the following policies with respect to the CDBG, ESG, HOME, and HOPWA programs. The Council may wish to reevaluate its policies to reaffirm or revise them.

1. The Council will not consider awarding CDBG, ESG, HOME or HOPWA funding to any organization unless an application for funding was received. This allows the City to meet federal requirements that all programs/projects funded are the subject of a public participation process.
2. Due to limitations of future CDBG funds by the federal government, it is the intent of the City Council that administrative and operational support not be increased for existing programs and not be provided to new programs absent extenuating circumstances. *New funding requests and programs are identified as such in the "Previous Grants" column of the Council's log books.*
3. It is the intent of the City Council to only consider CDBG-eligible projects and programs located within the City's jurisdictional limits for funding. Exceptions have been made in the past for organizations that are located outside Salt Lake City boundaries, but provide services to residents of the City.

During prior-year briefings on the Council's CDBG, ESG, HOME and HOPWA policies, Council Members raised several policy issues.

1. During the FY 2007 budget process the Council expressed an interest in giving priority to projects that have been identified for CDBG funding in the recently adopted 10 Year Capital Improvement Plan. This statement could be added to the other policy statements. There are multiple instances of projects that have been generally identified in the CIP 10 Year plan. **These are identified starting on Page 8 of this report.**
2. Council Members had expressed a concern that CDBG projects are funded for design, but never get funded for construction. Aside from the one street design request (which was recommended to be funded), the public services category, and the Administration category, all of the CDBG funding requests are for "bricks and mortar" construction/renovation projects.
3. Council Members expressed an interest in knowing what percentage of the recommended budget was allocated to administration or operating costs, versus one-time "bricks and mortar" or capital projects. By CDBG statute, no more than 15% of the grant allocation, can

go towards the “Public Service” category (for salaries and administration activities). **In FY 2011’s funding recommendation, the Administration has recommended allocating 12.7% towards this category. Other non-bricks-and-mortar categories include Administration, Contingency, Street Design, and some Housing. A total of 21% of the funding allocation is going towards these other categories.**

4. Council Members raised some questions about CDBG allocations being used to fund projects submitted by City departments rather than from community or neighborhood groups. There is no requirement or restriction from HUD regarding the allocation of CDBG dollars to projects initiated by the administering agency. CDBG funding could be considered a way to augment the City’s dwindling resources in order to accomplish community goals and objectives. A Council Member has noted that other municipalities in Utah have used their CDBG allocation to pay for projects and administrative costs that can otherwise be funded by municipal general funds. *The Council may wish to note that the City has not reached the 20% cap on the “Administration” charges category (p. 16 in the log). The Council could choose to reallocate approximately \$63,000 (which would bring the category to the 20% max) away from other CDBG projects and towards that category in order to assist in the City’s FY 2011 budget gap. The Council may also wish to consider discussing funding for the two unfunded City parks projects (\$440,900) or three unfunded City streets projects (\$1.1 million), as the FY 2011 CIP budget may be smaller than in previous years. Funding these would require reducing other items recommended for funding.*

*If the Council wishes to move in the policy direction of funding more (or fewer) City projects and Administrative Costs from CDBG, the Council may wish to make the Administration aware of this intended direction in advance of next year’s process.*

5. Council Members asked whether the Council could commit multi-year funding in order to finance large projects. While a current Council cannot legally bind a future Council by appropriating future CDBG allocations (and because annual CDBG allocations are dependent on the Federal budget), the Council has some tools with which to plan for the financing of major projects. First, the Council can indicate its intent, which is not binding, to fund a project over a period of years. The Council did this in 1998 and 1999 with the construction of the Central City Senior Center, funding half of the project in 1998 and half of the project in 1999. The City simply “holds” the first allocation until the entire budget is appropriated for construction. Second, the Council can utilize Section 108 loans to fund large CDBG-eligible projects. A Section 108 loan is similar to Motor Fuel Excise Tax (MFET) bonding, in that it borrows against future CDBG allocations, like the City has borrowed against future Class C allocations. The City must be able to prove that the City could finance the project and pay back the loan in the event that future CDBG funding became limited.

The Council and Administration utilized this funding mechanism in 1989 in order to purchase a property (the Canterbury Apartments) for the non-profit arm of the Salt Lake City Housing Authority, as they were at risk of defaulting on some bonds, which they used to purchase some rental properties. The purchase of the building was deemed to be in keeping with the community development and housing objectives of the CDBG program. In this instance, the City borrowed against a portion of 5 years of future CDBG funding, purchased the Canterbury and financed repairs at the Ben Albert Apartments. The rents from the Canterbury and CDBG funds were used to pay off the Section 108 loan. The properties have now been deeded by the City to the Housing Authority.

The City made this policy decision for two purposes: 1) to contribute to community housing development; and 2) to solidify the Housing Authority’s bond situation, since to default would have reflected negatively on the City’s bonding ability.

## ANALYSIS OF FY 2011 FUNDING RECOMMENDATIONS

The following information is a brief summary of the proposed 35<sup>th</sup> Year CDBG, ESG, HOME, and HOPWA budgets (Fiscal Year 2010-11). The summary includes an analysis of the recommended budgets and indicates where the proposed budgets differ from previous budgets or may not be consistent with previous policy directives adopted by the Council. Council staff has attached the recommendations that were provided during the Mayor's address, as well as a comprehensive description of each project that applied for funding.

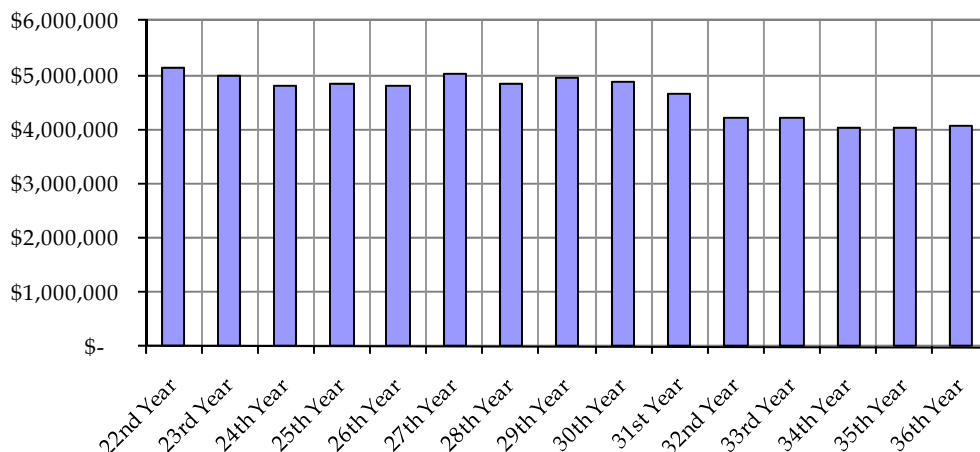
### *Community Development Block Grant Program -*

The Administration received applications for \$7,797,850 in 34<sup>th</sup> Year CDBG funding (down from \$8,705,719 in the 34<sup>th</sup> year). HUD awarded Salt Lake City \$4,045,953 in Fiscal Year 2009-10, the same as last fiscal year. The Administration is proposing to augment HUD's award with \$521,759 in funding reallocated from prior years for a total budget of \$4,567,712. The difference between funding requested and funding that can be allocated in this funding cycle is \$3.2 million (down from a \$4 million gap in the previous fiscal year).

The total funding awarded and allocated over the past ten years is as follows:

- 36<sup>th</sup> Year (10-11) \$4,078,388 (+ \$718,225 reallocated = \$4,796,613)
- 35<sup>th</sup> Year (09-10) \$4,045,953 (+ \$521,759 reallocated = \$4,567,712)
- 34<sup>th</sup> Year (08-09) \$4,045,953 (+ \$563,192 reallocated = \$4,609,145)
- 33<sup>rd</sup> Year (07-08) \$4,211,888 (+ \$518,468 reallocated = \$4,730,356)
- 32<sup>nd</sup> Year (06-07) \$4,207,623 (+ \$523,361 reallocated = \$4,730,984)
- 31<sup>st</sup> Year (05-06) \$4,649,907 (+ \$378,138 reallocated = \$5,028,045)
- 30<sup>th</sup> Year (04-05) \$4,891,000 (+ \$400,000 reallocated = \$5,291,000)
- 29<sup>th</sup> Year (03-04) \$4,937,000 (+ \$198,465 reallocated = \$5,135,465)
- 28<sup>th</sup> Year (02-03) \$4,854,000 (+ \$163,800 reallocated = \$5,017,800)
- 27<sup>th</sup> Year (01-02) \$5,031,000 (+ \$300,000 reallocated = \$5,331,000)
- 26<sup>th</sup> Year (00-01) \$4,791,000 (+ \$249,279 reallocated = \$5,040,279)
- 25<sup>th</sup> Year (99-00) \$4,840,000 (+ \$150,000 reallocated = \$4,990,000)
- 24<sup>th</sup> Year (98-99) \$4,810,000
- 23<sup>rd</sup> Year (97-98) \$4,999,000 (+ \$220,000 reallocated = \$5,219,000)
- 22<sup>nd</sup> Year (96-97) \$5,145,000

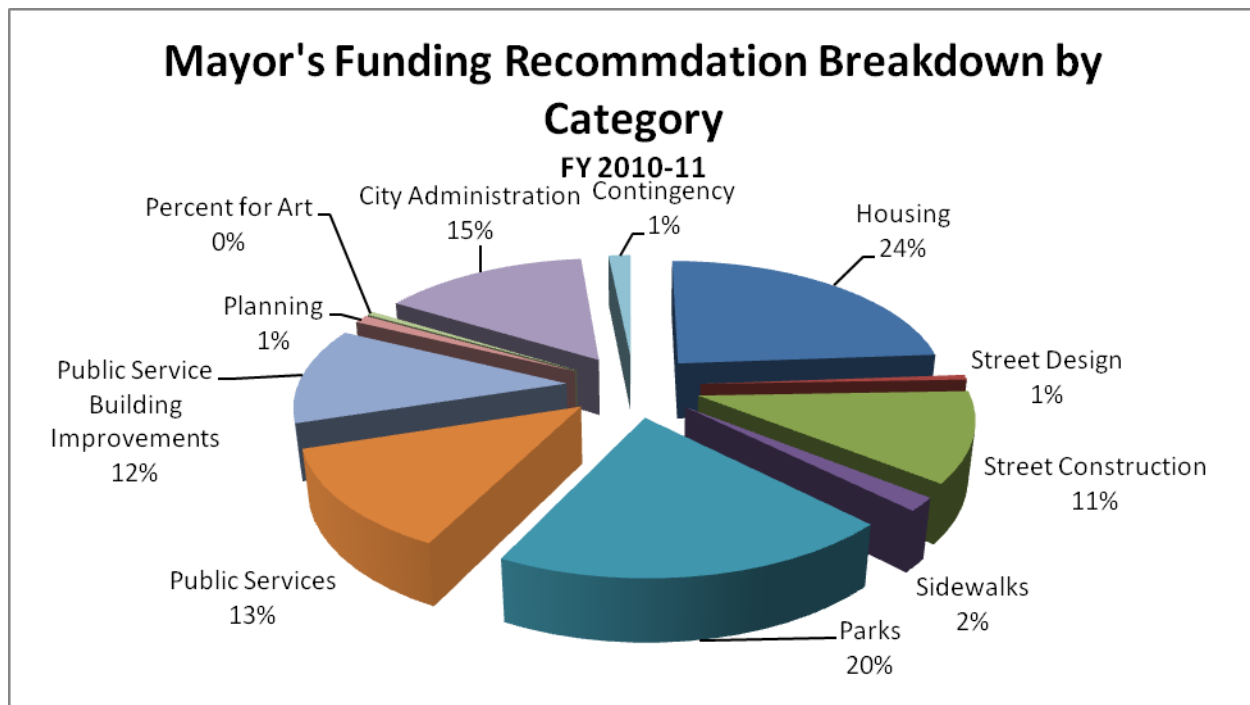
**CDBG Historic Funding Levels**  
(amount awarded from HUD)



The CDBG budget is divided into the major categories. A comparison of overall requests and proposed funding for each category is as follows:

Summary - CDBG Allocation - FY 10-11				
			Mayor	
	Request	CDCIP	Mayor	% of total
Housing	\$ 1,377,080	\$ 1,142,000	\$ 1,142,000	23.8%
Street Design	30,000	-	30,000	0.6%
Street Construction	1,726,000	571,000	541,000	11.3%
Sidewalks	475,000	300,000	81,000	1.7%
Parks	2,108,504	798,504	957,604	20.0%
Public Services	894,702	611,758	607,758	12.7%
Public Service Building Improvements	1,391,440	599,794	583,841	12.2%
Planning	50,000	50,000	50,000	1.0%
Percent for Art	3,000	10,000	25,000	0.5%
City Administration	702,721	702,721	702,721	14.7%
Contingency	-	10,836	75,689	1.6%
<b>Total Recommended</b>	<b>\$ 8,758,447</b>	<b>\$ 4,796,613</b>	<b>\$ 4,796,613</b>	

\*CDCIP – Community Development and Capital Improvement Projects Citizen Advisory Board



The following sections detail the major categories, including any differing recommendations between the Mayor and CDCIP board.

### Housing

The City received six applications for 36<sup>th</sup> Year CDBG Housing funding in the amount of \$1,377,080. The Mayor and the CDCIP board did not differ in any recommended funding amounts, and recommended a total of \$1,142,000 in the category.

There is one applicant, Habitat for Humanity's Southgate PUD (in South Salt Lake), which did not receive a funding recommendation by either CDCIP or the Administration.

### **Street Design**

One application was received for street design projects for a total amount of \$30,000. The Administration recommended funding for the Navajo Street Design (\$30,000), but the CDCIP Board did not.

### **Street Construction**

The City received five applications totaling \$1,726,000 for this category, which funds street improvements in CDBG-eligible areas. The Mayor agreed with CDCIP's recommendations in all cases, with the exception of ADA Physical Access ramps. The Mayor recommended funding this \$400,000 request in the amount of \$270,000. CDCIP recommended funding \$300,000.

The 10 Year CIP plan contemplates an estimated \$2,000,000 per year (from CIP general fund dollars) for local street reconstruction – for non-specified local streets. Engineering submits funding requests for both CIP and CDBG processes in order of need. The Mayor's total amount recommended for Street Construction is \$541,000.

### **Sidewalks**

The CIP 10 Year Plan calls for \$900,000 per year in sidewalk replacement (to be matched with \$700,000 per year in Special Improvement District funds). There were two applications for CDBG-funded general sidewalk replacement – one from City Engineering (\$400,000), and one from Liberty Wells Community Council (\$75,000). The Mayor recommended funding the City Engineering request in the amount of \$81,000, while the CDCIP board recommended funding this request in the amount of \$300,000. Neither the board nor the Mayor recommended funding the Liberty Wells Community Council request.

### **Parks**

There are nine requests for the park category funding, for a total amount requested of \$2,108,504. CDCIP is recommending \$798,504 (4 requests) and the Mayor is recommending \$957,604 (7 requests). The Mayor recommended funding the \$41,100 request for Jordan River Parkway benches, while the CDCIP Board did not. Neither the 273 North 1000 West Tennis Court nor the Warm Springs Park Tennis Court (both submitted by SLC Engineering) were recommended for funding.

### **Public Services**

The Administration received applications for \$894,702 this fiscal year (down from \$1.3 million in requests last year) from twenty-eight organizations. According to HUD guidelines, the maximum amount that can be spent per year on public services expenses is 15% of the total award, plus program income. The Mayor's recommended allocation of \$607,758 is under the allowable cap of 15% (12.7%). The Council could choose to increase the Mayor's recommended amounts by \$4,000 (although the balancing amounts would have to come from other areas within CDBG).

The "Public Services" category includes requests from agencies and organizations for operational or administrative support for programs that provide community services. While federal Community Development Block Grant regulations allow a certain amount of funds to be spent for the expansion and improvement of community services, the original intent of the program was to revitalize neighborhoods. Past Councils have maintained a policy not to increase administrative or operational funding for existing programs or to grant operational

funding for new programs absent extenuating circumstances. This decision has been in consideration of the program's original intent and in light of limited CDBG funding from the federal government.

In a few instances, the Mayor and CDCIP have recommended that agencies receive increased operational and administrative funding, and have indicated that these recommendations were based on extenuating circumstances. The Council may wish to note that cost of living or inflationary increases have not been considered into CDBG funding allocations within recent years. The Council may also wish to note that some of the funding requests within this category are for equipment and supplies, which could be considered more of a capital item than administrative or operating item (machines, vehicles, computers, printers, etc).

The Council may wish to note that with the exception of the The Road Home (#26), Wasatch Community Gardens (#26), and the YWCA (#35), all of the CDCIP board and Mayor's recommendations are consistent. Most of the Mayor's funding recommendations differ with CDCIP's, in order to shift money within the Public Services category towards the Wasatch Community Gardens request (\$25,000).

### **Public Services Building Improvements**

The Administration received eighteen applications for Public Services Building Improvements totaling \$1,391,440 (up from \$367,230 requested last year). The Mayor recommended funding \$583,841 of these requests (up from \$269,630 funded last year). The CDCIP Board recommended funding \$599,794 in requests. The Mayor recommended partially funding the Asian Association of Utah Energy Conservation Improvement (#2), and the Salt Lake School District Community Learning Center (#15), while the CDCIP Board did not. In order to find funding for these projects the Mayor recommended funding less than the CDCIP Board for the following requests: Community Action Program/Head Start Roof Replacement (#6), Utah Food Bank Services Generator (#17), and Volunteers of America Adult Detox Center (#18).

### **Planning**

One application for \$50,000 was submitted for CDBG funding consideration within this category. SLC Engineering submitted the request to develop a community-based input and planning process for the redevelopment of the Redwood Meadows Park (1750 West 400 North) Both the Mayor nor CDCIP recommended funding this project.

### **Percent for Art**

The percent for art budget requested was \$3,000. The Mayor recommended increasing this to \$25,000, while the CDCIP board recommended \$10,000. Last year's allocation was \$10,000. In previous years allocations averaged around \$5,000.

### **Administration**

For City Administration requests, both CDAC and the Mayor have recommended the full requested amount of \$702,721. The Council may wish to note that this line item has remained at this level for a number of years.

### **Contingency**

Each year the CDBG budget includes a line item for project contingency. This is to provide funding for projects that are less than 10% over budget. If the contingency budget runs out, the Administration has the option of returning to the Council for an additional appropriation.



The contingency allocation for FY 2010 is recommended by the Mayor to be \$75,689. The CDCIP board recommended funding it at \$10,836. The last few fiscal years' allocations averaged around \$30,000. Last year the Council allocated \$46,776.

The Council may wish to inquire with the Administration what levels they deem necessary, given the recent information that construction cost inflation may be cooling.

### **CIP 10 Year Plan Projects**

The following are projects identified in the CIP 10 Year Plan that have funding requests for the current year's CDBG cycle:

1. **ADA Physical Access Ramps** - \$400,000 requested (*Street Construction, #1*). The 10 Year Plan recommends \$400,000 per year to address this issue. However it lists the funding source as "General Fund" (meaning CIP) and not CDBG. Both CDCIP and the Mayor recommended funding this request. The Mayor has recommended \$270,000 while CDCIP has recommended \$300,000.
2. **Street Reconstruction** - \$1,326,000 requested (*Street Construction, #2, 3, and 4*). Though the 10 Year Plan does not identify any of these streets specifically, it does recommend \$2 million per year in "Local Street Reconstruction," from CIP or CDBG sources. Both CDCIP and the Mayor recommended funding #2 (Mission Road - \$271,000). The typical amount allocated in the CIP budget for Street Reconstruction is \$1,000,000, although the Administration has not yet made their FY 2011 CIP funding recommendations. *The Council may wish to consider the Administration's information regarding a significant gap in the FY 2011 budget – this may reduce the amount available to spend in FY 2011 on CIP projects.*
3. \$400,000 – **Sidewalk Replacement Program** (*Sidewalks, #1*) – The 10 Year plan recommends \$900,000 per year from "General Fund" to address Deteriorated Sidewalk Replacement. The request from SLC Engineering was for \$400,000. The Mayor has recommended \$81,000 while CDCIP has recommended \$300,000. Historically CDBG has funded this category in the amount of \$300,000 on average.
4. \$347,000 request for Guadalupe Park – **ADA Playground Improvements** (*Parks #2*). The 10 Year Plan recommends funding of \$100,000 every other year (from the General Fund, not necessarily CDBG) to complete ADA improvements in various parks. Guadalupe Park is not specifically referenced. The Mayor and CDCIP Board both recommend the full request of \$347,000.
5. \$440,900 request for **Tennis Courts Improvements** (*Parks #6 & #7*). The 10 Year Plan recommends funding of \$100,000 in FY 2015 for rebuilding of "2 Various Courts". Neither the tennis court at 273 North 1000 West, nor the Warm Springs Park Tennis Court are specifically referenced. The Mayor and CDCIP Board did not recommend funding these requests.
6. \$41,100 - **Jordan River Parkway Benches and Enhancements** (*Parks #8*). The 10 Year Plan recommends "TBD" Trail Improvements and Enhancements in the amount of \$250,000 every other year. The Mayor recommended funding this request while the CDCIP Board did not.
7. \$50,000 request for **Tree Planting** in CDBG-Eligible Parks (*Parks #9*). – The 10 Year Plan recommends \$20,000 per year for tree planting (from the General Fund, not necessarily CDBG). Both the Mayor and CDCIP Board have recommended funding the full \$50,000 request.

### ***Emergency Shelter Grant Program (ESG) –***

This program is designed to improve the quality of existing emergency homeless shelters, make available additional emergency shelters, meet the costs of shelter operation and provide certain essential social services to the homeless.

The Administration received applications for \$258,000 in ESG funding. The City will receive \$180,140 from the Federal Department of Housing and Urban Development this year. There is \$11,858 available for reallocation, resulting in total funds available of \$191,998. Total funding for past eleven years is as follows:

* 36 <sup>th</sup> Year (10-11)	\$180,140	- plus \$11,858 to reallocate for a total of \$191,998
* 35 <sup>th</sup> Year (09-10)	\$180,140	- plus \$3,432.97 to reallocate for a total of \$183,572.97
* 34 <sup>th</sup> Year (08-09)	\$181,475	- plus \$4,449.93 to reallocate for a total of \$185,924.33
* 33 <sup>rd</sup> Year (07-08)	\$181,475	
* 32 <sup>nd</sup> Year (06-07)	\$178,855	
* 31 <sup>st</sup> Year (05-06)	\$178,884	
* 30 <sup>th</sup> Year (04-05)	\$180,593	
* 29 <sup>th</sup> Year (03-04)	\$166,000	
* 28 <sup>th</sup> Year (02-03)	\$171,000	
* 27 <sup>th</sup> Year (01-02)	\$169,000	
* 26 <sup>th</sup> Year (00-01)	\$171,000	
* 25 <sup>th</sup> Year (99-00)	\$172,000	
* 24 <sup>th</sup> Year (98-99)	\$191,000	

A limited number of agencies in Salt Lake City operate programs that are eligible for ESG funding. A total of nine applications were received. Both CDCIP Board and the Mayor recommended funding for all applicants, although the Mayor recommended more funding (the full \$20,000 request) for Catholic Community Services Weigand Center (#2), and less for Valley Mental Health's Safe Haven program (\$10,000 rather than the Board's \$20,000 recommendation). The Administration and staff can brief the Council on the programs and the intended uses of the funds during the work session.

### ***Home Investment Partnerships Program (HOME) -***

The purpose of the HOME program is to provide funding for the expansion of decent, safe, sanitary and affordable housing for very low-income people. Total HOME funding over the past years is as follows:

* Year 10-11	\$1,376,867 (+\$440,042 reallocated = \$1,816,909)
* Year 09-10	\$1,236,465 (+\$500,722 reallocated = \$1,737,237)
* Year 08-09	\$1,236,403 (+\$600,000 reallocated = \$1,836,403)
* Year 07-08	\$1,279,714 (+\$361,596 reallocated = \$1,641,310)
* Year 06-07	\$1,292,136 (+\$370,000 reallocated = \$1,662,136)
* Year 05-06	\$1,373,848 (+\$14,015 reallocated = \$1,387,863)
* Year 04-05	\$1,455,036
* Year 03-04	\$1,453,020
* Year 02-03	\$1,354,000
* Year 01-02	\$1,350,000
* Year 00-01	\$1,215,000
* Year 99-00	\$1,209,000 (+ \$151,800 reallocated = \$1,360,800)
* Year 98-99	\$1,122,000
* Year 97-98	\$1,046,000
* Year 96-97	\$1,071,000

The City received HOME applications totaling \$2,073,575 from eight agencies. The City will receive \$1,376,867 from HUD this year in HOME funds, to combine with \$440,042 in reallocated funds, for a total funding amount available of \$1,816,909 (a slight increase from last year's funding cycle). The Mayor recommended funding for all applicants except for Salt Lake CDC (#3), and Utah Nonprofit Housing Corp (#8 - Project not located in SLC). The Board did not recommend funding for Crossroads Urban Center (#4), although the Mayor did. In order to fund this request, the Mayor recommended less funding for SL CDC (#2), NeighborWorks Salt Lake (#5), SLC Housing and Neighborhood Development (#7), and Utah Nonprofit Housing Corp (#10). The Administration and staff can brief the Council on the programs and the intended uses of the funds, during the work session.

### ***Housing Opportunities for Persons with AIDS (HOPWA) -***

The purpose of the HOPWA program is to provide housing assistance and supportive services for low-income persons with HIV/AIDS and their families. The HOPWA Grant program provides assistance through formula allocations to eligible States and metropolitan areas. The Salt Lake City/Ogden Metropolitan Statistical Area (MSA) has qualified to receive funding from year 2005-2006 due to the number of HIV/AIDS cases in the MSA, with two counties added this year, Tooele and Summit. The grant amount this year is \$357,000 (the same as last fiscal year) combined with an additional \$71,781 in available funds, for a total of \$428,781.

The City participates on a Statewide HIV/AIDS Housing Steering Committee to ensure all applications are consistent with the needs identified in the strategy for the MSA. The Steering Committee updated the State HIV/AIDS housing Plan in June 2001, with revisions planned for this year. The City has also met with all entities within the MSA to coordinate their recommendations and determine the services needed in their areas, as well as how best to perform community outreach.

There were eight requests for \$526,466 in funding. The CDCIP Board and the Mayor concurred on all funding recommendations for a total of \$428,781.

### ***American Dream Downpayment Initiative (ADDI) -***

The American Dream Down payment Initiative (ADDI), which the Council saw in FY 2010, has been eliminated, and the funds typically awarded (\$11,407 in FY 2010) were rolled into the HOME allocation. ADDI was a new federal program in 2004. The Obama Administration decided to roll the ADDI funds into HOME funds, as the HOME program allows for the same types of uses as ADDI does, and communities can still allocate these funds towards downpayment assistance and homeownership.

## **➤ BACKGROUND**

The annual appropriations of CDBG, ESG, HOME, and HOPWA are distributed to Salt Lake City by the U.S. Department of Housing and Urban Development (HUD). In 1995, Salt Lake City submitted a five-year consolidated plan for the CDBG, ESG and HOME programs, which defined how Salt Lake City planned to use its housing and community development resources to meet policy objectives. Each year thereafter, the Mayor proposed a one-year action plan, or budget for these programs. The City Council then made the changes deemed necessary and finalized the one-year action plan for submission to the U.S. Department of Housing and Urban Development (HUD).

In FY2000-2001, and again in FY 2005-2006, a new five-year consolidated plan was prepared by the City and adopted by the Council for submission to HUD, in addition to the one-year budget for each program. The Consolidated Plan is available for review by Council Members. The Administration will submit a new five-year consolidated plan in FY 2011.

cc: Cindy Gust-Jenson, David Everitt, Frank Gray, Mary De La Mare Schaefer, Luann Clark, Greg Johnson, Sherri Collins, Lehua Weaver, Sylvia Jones, Karen Halladay, Gina Chamness and Gordon Hoskins

#	APPLICANT NAME PROJECT NAME	PROJECT DESCRIPTION	PREVIOUS GRANTS		CURRENT REQUEST	RECOMMENDATIONS		COUNCIL APPROVED
HOUSING								
1	ASSIST Inc  Emergency Home Repair and Accessibility & Community Design  City-wide	Salaries, operational support and rehabilitation funds for program that provides emergency home repair and accessibility design to eligible low income residents. Repairs include plumbing, heating & electrical, roof repair, accessibility ramps, etc.	35th 34th 33rd 32nd 31st Others Total	350,000 350,000 350,000 350,000 350,000 5,417,500 7,167,500	350,000	350,000	350,000	350,000
2	Community Development Corporation  Program support  City-wide	Salaries for a program that provides affordable housing. Services include: downpayment assistance grants, purchase and rehabilitation of existing housing units and property for new construction.	35th 34th 33rd 32nd 31st Others Total	70,000 70,000 70,000 70,000 70,000 1,189,147 1,539,147	125,000	70,000	70,000	70,000
3	Habitat for Humanity  Southgate Planned Unit Subdivision  61 West 2700 South, South SLC	Construction expenses for four lots to be built in phase one of a small subdivision located in South Salt Lake City. Construction to include: water and sewer hookups and landscaping for the four lots and park, to include sprinkler system, trees and sod.	New		180,080	0	0	0
4	Housing and Neighborhood Development Division Housing Rehabilitation and First Time Homebuyer Programs  Income eligible neighborhoods	Salaries, operational support & rehabilitation activities to bring residential properties up to housing code standards, provide first time homebuyer acquisition and rehabilitation, manage a \$47 million mortgage portfolio, provide financial assistance and emergency repairs in eligible areas or for income-eligible residents.	35th 34th 33rd 32nd 31st Others Total	600,000 600,000 600,000 600,000 600,000 13,052,995 16,052,995	600,000	600,000	600,000	600,000
5	NeighborWorks Salt Lake  Revolving Loan Fund  Westside neighborhoods	Salaries and operational support for a program that provides affordable housing. Services include: low-interest loans to people who may not qualify for a traditional bank mortgage, acquisition, blended mortgages, and rehabilitation projects.	35th 34th 33rd 32nd 31st Others Total	100,000 100,000 100,000 100,000 100,000 1,330,000 1,830,000	100,000	100,000	100,000	100,000

6	<b>Services for Seniors, a unit of Utah Food Bank Swamp Cooler Project</b>  Citywide	Salaries and operational support of agency that provides minor home repairs for very low income seniors & disabled homeowners. Repairs include repairs and maintenance for swamp coolers.	35th 34th 33rd 32nd 31st Others Total	85,000 85,000 80,000 80,000 76,000 347,500 753,500	<b>22,000</b>	22,000	22,000	0
		<b>Housing Total</b> <b>Percent of Total Funds</b>			<b>1,377,080</b> 15.7%	<b>1,142,000</b> 23.8%	<b>1,142,000</b> 23.8%	<b>1,120,000</b>

## STREET DESIGN

1	<b>Navajo Street Design</b>  Navajo Street from Glendale Dr. to 1300 South  Glendale Community Council City Engineering	Funding for project design for the reconstruction of Navajo Street, including installation of curb, gutter, sidewalk, parkstrip landscaping and storm drain improvements. Application also supported by the Glendale Community Council.  Preliminary construction cost estimate: \$270,000	New		<b>30,000</b>	0	30,000	30,000
		<b>Street Design Total</b> <b>Percent of Total Funds</b>			<b>30,000</b> 0.3%	<b>0</b> 0.0%	<b>30,000</b> 0.6%	<b>30,000</b>

## STREET CONSTRUCTION

1	<b>ADA Accessibility Ramps</b>  City-wide in eligible neighborhoods  SLC Engineering	Construct access ramps in eligible areas for individuals who use wheelchairs, strollers, walkers, canes, etc. for ADA compliance. Requested amount would fund 86 ramps.  Construction: \$343,100 Design & Engineering: \$56,900	35th 35th-R 34th 33rd 32nd 31st Others Total	32,435 252,000 408,942 300,000 345,450 304,558 1,278,720 2,922,105	<b>400,000</b>	300,000	270,000	270,000
2	<b>Mission Road Street Reconstruction</b>  Mission Road from Burbank Ave. to 1300 South  SLC Engineering	Improvements to Mission Road to include street reconstruction, curb, gutter, sidewalk, parkstrip landscaping, and storm drain improvements. Application is for construction costs.  Design phase was funded in 2009-10 Inspection and administration: \$21,500 Construction: \$249,500	35th	39,000	<b>271,000</b>	271,000	271,000	271,000

3	<b>Navajo Street Reconstruction</b>  Navajo Street from Glendale Dr. to 1300 South  Glendale Community Council	Improvements to Navajo Street to include street reconstruction, curb, gutter, sidewalk, parkstrip landscaping, and storm drain improvements. Application is for design and construction costs. The design phase of this project is requested by City Engineering for funding this year.	New		<b>300,000</b>	0	0	0
4	<b>Glendale Drive Street Reconstruction</b>  Glendale Dr. from California Ave. to Navajo St.  Glendale Community Council	Improvements to Glendale Drive from California St. to Navajo St. to include street reconstruction, curb, gutter, sidewalk, and storm drain improvements. Application is for design and construction costs.	New		<b>460,000</b>	0	0	0
5	<b>Ardmore Place Street Reconstruction</b>  Ardmore Place (350 North) from 200 West to 300 West  Capitol Hill Community Council	Improvements to Ardmore Place, to include street reconstruction, curb, gutter, sidewalk, and storm drain improvements. RDA is contributing \$88,000 to the project.  Inspection & administration: \$37,200 Construction: \$257,800	New		<b>295,000</b>	0	0	0
		<b>Street Construction Total</b> <b>Percent of Total Funds</b>			<b>1,726,000</b> 19.7%	<b>571,000</b> 11.9%	<b>541,000</b> 11.3%	<b>541,000</b>

## SIDEWALKS

1	<b>Sidewalk Replacement Program</b>  City-wide in eligible areas  SLC Engineering	Replace deteriorated and defective sidewalk in CDBG eligible areas to improve pedestrian access, safety and walkability.  Design & Administration - \$56,900 Construction: \$343,100	35th 35th-R 34th 33rd 32nd 31st Others Total	47,719 243,281 308,941 200,000 300,000 300,000 4,437,802 5,837,743	<b>400,000</b>	300,000	81,000	81,000
2	<b>Sidewalk Replacement - Liberty Wells Community Council</b>  Liberty Wells Comm. Council	Replace deteriorated and defective sidewalk in Liberty Wells community to improve pedestrian access, safety and walkability. If approved, funds would be allocated to City Engineering for design and construction costs.	New		<b>75,000</b>	0	0	0
		<b>Sidewalks Total</b> <b>Percent of Total Funds</b>			<b>475,000</b> 5.4%	<b>300,000</b> 6.3%	<b>81,000</b> 1.7%	<b>81,000</b>

## PARKS

1	<b>Sorenson Unity Center - Community Garden &amp; Outdoor Event Space</b> 1383 South 900 West, 84104  Sorenson Unity Center	Additional funding to construct a community garden in raised beds and add outdoor community event green space with grass, trees and other landscape materials. The work includes: grading, drainage, fencing, irrigation system, electrical system and sidewalk.  35th Year was for design Design & Administration: \$29,000	35th	53,573	<b>161,504</b>	161,504	161,504	<b>161,504</b>
2	<b>Guadalupe Park - ADA Playground</b>  619 West 500 North  SLC Engineering	Remove existing playground equipment and one basketball court and replace with expanded ADA playground equipment with benches, tables, drinking fountain; and adjustments to adjacent sidewalk, landscape, irrigation system and security lighting.  Construction: \$289,200 Design & Engineering: \$57,800	New		<b>347,000</b>	347,000	347,000	<b>347,000</b>
3	<b>Cottonwood Park - Sprinkler System Rebuild</b> 300 North 1600 West  SLC Engineering	Remove the current obsolete irrigation system and replace it with a new irrigation system, including valves, heads, controllers and central control connection. Replacement of damaged sod is also included.  Construction: \$440,000 Design & Engineering: \$88,000	New		<b>528,000</b>	0	88,000	<b>88,000</b>
4	<b>Jordan River Parkway - Security Lighting</b> South end of Rose Park Golf Course north to Redwood Road (approx. 1800 North) SLC Engineering	Install security lighting to the Jordan River Parkway segment from the Rose Park Golf Course to Redwood Road at approximately 1800 North.  Construction: \$200,000 Design & Engineering: \$40,000	New		<b>240,000</b>	240,000	240,000	<b>240,000</b>
5	<b>Jordan River Parkway - Trailhead at 1000 North</b> Cornell Street and 1000 North  SLC Engineering	Develop trailhead, to include parking, curb, gutter, sidewalk, landscaping, irrigation system, security lighting, tables, benches and drinking fountain.  Construction: \$ 250,000 Design & Engineering: \$50,000	New		<b>300,000</b>	0	30,000	<b>50,000</b>
6	<b>Fire Station - Tennis Court Rehabilitation</b> 273 North 1000 West  SLC Engineering	Reconstruct two tennis courts, fences and net posts, and adjust adjacent landscape and irrigation system. Add electrical conduit for future lighting and benches for seating.  Construction: \$190,300 Design & Engineering - \$38,000	New		<b>228,300</b>	0	0	<b>0</b>



7	<b>Warm Springs Park - Tennis Court Rehabilitation</b> 900 North Beck Street  SLC Engineering	Reconstruct two tennis courts, fences and net posts, and adjust adjacent landscape and irrigation system. Add electrical conduit for future lighting and benches for seating.  Construction: \$178,100 Design & Engineering: \$34,500	New		<b>212,600</b>	0	0	<b>0</b>
8	<b>Jordan River Parkway - Benches, Tables and Enhancements</b> North Temple to 1000 North  SLC Engineering	Install benches, tables and associated concrete pads, footings and ADA sidewalks to the Parkway from North Temple to 1000 North.  Construction: \$34,100 Design & Engineering: \$7,000	New		<b>41,100</b>	0	41,100	<b>41,100</b>
9	<b>CDBG Eligible Parks - Add Trees</b>  14 locations proposed SLC Engineering	Install new trees in City parks located in CDBG eligible areas, to replace dead or deteriorating trees to improve safety and beauty of parks.  Construction: \$45,000 Design and Engineering: \$5,000	New		<b>50,000</b>	50,000	50,000	<b>50,000</b>
		<b>Parks Total</b> <b>Percent of Total Funds</b>			<b>2,108,504</b> 24.0%	<b>798,504</b> 16.6%	<b>957,604</b> 20.0%	<b>977,604</b>

## PUBLIC SERVICES

1	<b>Bad Dog Rediscovered America</b>  <b>Art Instruction Outreach</b>  Four elementary schools	Salaries and operational support for a program that provides after-school art outreach to students at Backman, Edison, Mountain View and Jackson Elementary schools.	35th 34th 33rd 32nd  Total	10,000 10,000 5,000 5,000  30,000	<b>15,000</b>	0	0	5,000
2	<b>Big Brothers Big Sisters of Utah</b>  <b>School-based Mentoring Program</b>  429 South 800 East, 84102 420 North 200 West, 84103	Salaries and operational support for a program that provides school-based mentoring program at Bennion and Washington Elementary schools.	35th 34th 33rd  Total	5,000 10,000 5,000  20,000	<b>10,000</b>	5,000	5,000	5,000
3	<b>Boys &amp; Girls Clubs of GSL</b>  <b>Capitol West Club</b>  567 West 300 North, SLC	Salaries for an after-school program that provides core Club activities in guidance oriented character development programs to low income youth in the Jackson/Guadalupe area.	35th 34th 33rd 32nd 31st Others Total	20,000 20,000 30,000 30,000 30,000 548,000 678,000	<b>37,469</b>	20,000	20,000	20,000

4	<b>Boys &amp; Girls Clubs of GSL</b>  <b>Youth With a Voice</b>  Lied -464 South Concord St. Sugar House -968 E Sugarmont Dr Capitol West -567 West 300 North	Salaries for a program that teaches life and social skills, provides recreational opportunities and leadership skills for at-risk youth (ages 11-17) at the three Salt Lake City centers.	35th 34th 33rd 32nd 31st Others Total	15,000 15,000 15,000 15,000 20,000 403,000 483,000	<b>31,169</b>	15,000	15,000	15,000
5	<b>Catholic Community Services</b>  <b>St. Mary's Home for Men</b>  745 East 300 South, SLC	Salaries for a program that provides residential substance abuse treatment for low-income and/or chronically homeless men, including veterans.	35th 34th 33rd 32nd Total	10,000 5,000 5,000 5,000 25,000	<b>20,000</b>	10,000	10,000	10,000
6	<b>Catholic Community Services</b>  <b>Weigand Day Center</b>  235 South Rio Grande, SLC	Salaries for a program that provides day shelter services five days a week for homeless persons, including showers, lockers, hygiene items, health referrals, outreach services through the Utah Dept. of Workforce Services and a support group for substance abuse.	35th 34th 33rd 32nd 31st Others Total	15,000 15,000 20,000 20,000 45,000 230,000 330,000	<b>20,000</b>	20,000	20,000	20,000
7	<b>Children's Service Society</b>  <b>School Readiness Program</b>  124 South 400 East, SLC	Salaries for a program that trains and assists parents in helping their children prepare for kindergarten, targeting Lincoln and Whittier Elementary schools.	New		<b>38,136</b>	0	0	38,136
8	<b>Community Action Program</b>  <b>Housing Outreach Rental Program</b>  764 South 200 West, SLC	Salaries for a program that assists low/moderate income residents to obtain safe and affordable housing, by listing apartments for rent and providing renter training and referrals to other agencies for assistance.	35th 34th 33rd 32nd 31st Others Total	30,000 20,000 30,000 30,000 30,000 654,000 794,000	<b>30,000</b>	30,000	30,000	30,000
9	<b>Community Action Program</b>  <b>Northwest Neighborhood Center Food Pantry</b>  1300 West 300 North, SLC	Salaries and operating expenses for a program that provides emergency food supply to low-income westside residents.	35th 34th 33rd 32nd 31st Others Total	25,000 25,000 25,000 25,000 25,000 496,000 621,000	<b>25,000</b>	25,000	25,000	25,000

10	<b>Community Action Program</b>  <b>Home Tenant Maintenance Project</b>  764 South 200 West, SLC	Salaries for a program that provides home maintenance training and money management training, referrals and other assistance to low-income households who rent.	35th 34th 33rd 32nd 31st Others Total	10,000 10,000 10,000 10,000 11,000 158,500 209,500	<b>10,000</b>	10,000	10,000	10,000
11	<b>Community Health Centers</b>  <b>Healthcare Program</b>  Central City: 461 South 400 East Stephen D. Ratcliffe: 1365 W 1000 N	Operational support for a program that provides medical and dental care to uninsured and low-income persons at two community health centers in Salt Lake City.	35th 34th 33rd 31st 30th Others Total	75,000 75,000 89,283 90,000 90,000 370,000 789,283	<b>75,000</b>	75,000	75,000	75,000
12	<b>Crossroads Urban Center</b>  <b>Emergency Food Pantry</b>  347 South 400 East, SLC	Salaries for the food pantry program that provides food, referrals and emergency services to low-income and homeless persons.	35th 34th 33rd 32nd 31st Others Total	16,000 16,000 16,000 16,000 16,000 297,000 377,000	<b>16,500</b>	16,500	16,500	16,500
13	<b>Salt Lake Donated Dental</b>  <b>Community Dental Project</b>  1383 South 900 West, SLC	Salaries and operational support for a program that provides preventive and restorative dental treatment to homeless and low income families and individuals.	35th 34th 33rd 32nd 31st Others Total	30,000 24,533 30,000 35,000 30,000 129,597 249,130	<b>30,000</b>	30,000	30,000	30,000
14	<b>English Skills Learning Center</b>  <b>English Language Instruction</b>  631 W North Temple & other sites	Salaries for a program that trains volunteers who in turn teach English language skills to non-English speaking refugees and immigrants.	35th 34th 33rd 32nd 31st Others Total	7,000 7,000 10,000 7,500 5,000 69,000 105,500	<b>12,000</b>	7,000	7,000	7,000
15	<b>Family Support Center</b>  <b>Crisis Nursery</b>  2020 S. Lake St, SLC.	Salaries for a program that provides free short-term crisis nursery services to families with children who are at risk for abuse or neglect.	35th 34th 33rd 32nd 31st Others Total	10,000 10,000 10,000 15,000 10,000 60,000 115,000	<b>15,000</b>	10,000	10,000	10,000

16	<b>Fourth Street Clinic</b>  <b>Outreach Team</b>  Downtown area	Salaries and operational support for a program that provides outreach medical services two days a week to homeless persons in the downtown area and to identify the high users of emergency health care to get the care they need in a cost effective manner without resorting to EMS or ambulance services.	35th 34th   Total	38,000 29,360   67,360	<b>45,350</b>	40,000	40,000	40,000
17	<b>Guadalupe Center</b>  <b>Early Learning Center Preschool Project</b>  1050 West 500 South, SLC 340 S. Goshen St., SLC	Salaries and operational support for a program that provides home-based, school-based (Guadalupe Center) and Early Childhood Education Center-based (Neighborhood House) learning experiences to pre-school children and their parents to promote social, academic and literacy development.	35th 34th 33rd 32nd 31st Others Total	30,000 30,000 45,000 45,000 45,000 378,150 573,150	<b>35,000</b>	30,000	30,000	30,000
18	<b>Holy Cross Ministries</b>  <b>U-VISA Program</b>  860 East 4500 South, 84107	Salaries for a program that assists immigrants who are victims of domestic violence with becoming permanent residents.	New		<b>10,000</b>	0	0	0
19	<b>Holy Cross Ministries</b>  <b>Promotora</b>  3690 South Main, 84115	Salaries for a program that assists families to navigate the social, educational and health systems in the City with an emphasis on families who have children with special needs. Hispanic families are the primary target group.	New		<b>15,000</b>	0	0	0
20	<b>House of Hope</b>  <b>Case Management</b>  857 East 200 South, 84102	Salaries for case management for clients and their families who are in a program that provides affordable substance abuse treatment.	34th   Total	5,000   5,000	<b>6,000</b>	2,258	2,258	2,258
21	<b>Housing Authority of Salt Lake City</b>  <b>Security Improvements</b>  580 South 500 West, 84101	Salary for security guard and funds for security system enhancements for a housing program that provides supportive housing to chronically homeless persons at the Sunrise Metro Apartments.	New		<b>20,000</b>	0	0	0

22	<b>Kostopoulos Dream Foundation</b>  <b>Adaptive Recreation Programs</b>  2500 Emigration Canyon	Salaries and operational expenses for a year-round program that includes a summer camp, outdoor field trips, after-school and weekend programs for special needs children and adults.	35th 34th 33rd 32nd 31st 30th Total	5,000 5,000 5,000 5,000 5,000 10,000 35,000	<b>10,000</b>	0	0	0
23	<b>Legal Aid Society of Salt Lake</b>  <b>Domestic Violence Victim Assistance Program</b>  Matheson Courthouse, SLC 205 North 400 West, SLC	Salaries for a program that provides legal representation to low-income persons who are victims of domestic violence with protective orders.	35th 34th 33rd 32nd 31st Others Total	10,000 10,000 10,000 15,000 10,000 40,394 95,394	<b>10,000</b>	10,000	10,000	10,000
24	<b>People Helping People</b>  <b>Employment Program</b>  205 North 400 West, SLC	Salaries for a program that provides educational workshops focusing on employment and life skills topics for single parents, with single mothers being the primary target group.	35th 34th 32nd 31st 30th Others Total	5,000 5,000 10,000 5,000 5,000 66,405 96,405	<b>15,000</b>	5,000	5,000	5,000
25	<b>Rape Recovery Center</b>  <b>Sexual Assault Crisis Intervention Services</b>  Various City hospital and clinic locations	Salaries and operational support for a program that provides crisis counseling and services for victims of sexual assault.	35th 34th 33rd 32nd 31st Others Total	35,000 35,000 40,000 35,000 35,000 242,060 422,060	<b>40,000</b>	35,000	35,000	35,000
26	<b>The Road Home</b>  <b>Community Shelter Services</b>  210 South Rio Grande, SLC	Salaries for a program that provides shelter and supportive services to help homeless persons gain skills to become self-sufficient and move to permanent housing.	35th 34th 33rd 32nd 31st Others Total	111,893 110,000 125,000 126,000 126,000 2,052,000 2,650,893	<b>126,000</b>	126,000	112,000	112,000
27	<b>Salt Lake Peer Court</b>  <b>Program Support</b>  Matheson Courthouse	Salaries for a program that provides an alternate form of juvenile justice where youth are mentored by peers to strengthen ties to families, schools, and communities.	35th	5,000	<b>5,000</b>	5,000	5,000	5,000

28	<b>South Valley Sanctuary</b>  <b>Domestic Violence Crisis Shelter - Case Management</b>  1853 W 7705 South, West Jordan	Salaries and interpreting expenses for a program that provides shelter and supportive services to men, women and children who have been victimized by domestic violence.	35th 33rd	0 0	<b>10,000</b>	0	0	0
29	<b>University Neighborhood Partnerships</b>  <b>Hartland Partnership Center, Youth Center</b>  1617 Secret Garden Lane, #172	Operational support for a program that develops partnerships and programming for low income immigrant youth in collaboration with University of Utah students and faculty.	35th   Total	5,000   5,000	<b>12,964</b>	5,000	5,000	5,000
30	<b>Utah Food Bank</b>  <b>211 Information &amp; Referral</b>  1025 South 700 West, SLC	Salaries for a service that provides information & referral services to low income residents who call the 211 telephone system number.	35th 34th 33rd 32nd  Total	5,000 5,000 5,000 5,000  20,000	<b>8,750</b>	5,000	5,000	5,000
31	<b>UT Health &amp; Human Rights Project</b>  <b>Case Management &amp; Administrative Support</b>  225 South 200 East Suite 250, SLC	Salaries and operational support for a program that provides case management and social services to increase self-sufficiency among vulnerable newcomer populations who are survivors of torture and war-related trauma.	35th 34th 33rd 32nd  Total	10,000 10,000 10,000 10,000  40,000	<b>19,700</b>	10,000	10,000	10,000
32	<b>Wasatch Community Gardens</b>  <b>Developing Sustainable Community Gardens</b>	Salaries and operating expenses for a program that will create a network of sustainable community gardens in the City with a focus on low-income neighborhoods in partnership with schools, service, community and faith-based organizations.	New		<b>45,664</b>	0	25,000	25,000
33	<b>Wasatch Community Gardens</b>  <b>Youth Gardening Program</b>  769 South 600 East, SLC 1037 West 300 North, SLC	Salaries for a program that targets low income at-risk youth ages 5 - 18 that teaches responsibility, cooperation and ecological awareness through hands-on gardening experiences.	35th 34th 33rd 32nd 31st Others Total	5,000 5,000 5,000 5,000 5,000 168,000 193,000	<b>10,000</b>	5,000	5,000	5,000
34	<b>YMCA</b>  <b>After School and Summer Enrichment Program</b>  Various City locations	Salaries and operational support for a program that provides after-school and summer programs for elementary school children living in the homeless shelter.	35th 34th 32nd 31st 30th Others Total	10,000 10,000 10,000 10,000 10,000 68,600 118,600	<b>15,000</b>	10,000	10,000	10,000

35	<b>YWCA</b>  <b>Domestic Violence Shelter &amp; Supportive Services</b>  322 East 300 South, SLC	Salaries and operational support for a program that provides crisis shelter and supportive services to women and children who are victims of domestic violence.	35th 34th 33rd 32nd 31st Others Total	35,000 35,000 40,000 40,000 35,000 571,300 756,300	<b>50,000</b>	50,000	35,000	47,350
		<b>Public Services Total</b>			<b>894,702</b>	<b>611,758</b>	<b>607,758</b>	<b>663,244</b>
		<b>Percent of Total Funds</b>			10.2%	12.8%	12.7%	
		<b>15% Cap on Public Services of Grant Amount Difference</b>			<b>611,758</b> <b>-282,944</b>	<b>611,758</b> <b>0</b>	<b>611,758</b> <b>4,000</b>	<b>663,244</b> <b>0</b>

### PUBLIC SERVICE BUILDING IMPROVEMENTS

1	<b>Alliance House</b>  <b>Apartment Rehabilitation</b>  1805 South Main, 84115	Funding for rehabilitation activities of a nine unit apartment building for a program that provides services and housing for adults with serious and persistent mental illness. Rehabilitate 9 kitchens, to include refrigerators, stoves, cabinets, sinks and related plumbing.  Prior year for bath & laundry rehab, landscaping	35th 34th 33rd 32nd 31st  Total	33,000 39,000 17,500 18,000 60,000  167,500	<b>39,700</b>	39,700	39,700	39,700
2	<b>Asian Association of Utah</b>  <b>Energy Conservation and Service Improvements</b>  1588 Major Street, 84115	Funding for improvements to the service center that provides services to Asians, Pacific Islanders and other refugee and immigrant populations with social, education and cultural programs. The work includes: doors, garage doors and windows; and carpet throughout. Replace doors, garage doors, windows: \$ 21,000 Replace carpet: \$ 22,000	35th 23rd	0 38,000	<b>43,000</b>	0	22,000	22,000
3	<b>Boys and Girls Clubs</b>  <b>Capitol West Improvements</b>  567 West 300 North, SLC	Improvement to the Capitol West facility for a program that provides after-school programs for Jackson/Guadalupe area youth.  Resurface parking lot: \$15,000  Prior year for bathroom rehab.	35th 34th 33rd 31st 29th  Total	25,000 97,600 31,500 15,000 16,500  185,600	<b>15,000</b>	0	0	0
4	<b>Boys and Girls Clubs</b>  <b>Lied Club Improvements</b>  464 South Concord, SLC	Improvements to Lied Club building that provides after-school programs for Glendale area youth.  Replace carpet throughout: \$6,000 Replace gym doors: \$4,500 Prior year for front door.	35th	3,500	<b>10,500</b>	10,500	10,500	10,500

5	<b>Catholic Community Services</b>  <b>St. Vincent de Paul Resource Center Improvements</b>  437 West 200 South 84104	Funding to reconstruct parking lot to improve safety and efficiency in food deliveries for this facility that provides meals to homeless persons.	New		<b>48,000</b>	0	0	0
6	<b>Community Action Program - Head Start</b>  <b>James R. Russell Facility</b>  1240 American Beauty Dr., 84116	Funding for roof replacement for a facility that operates a Head Start program that provides early childhood development programs for low income children.  Prior years for HVAC and window replacement.	34th 31st  Total	146,008 107,400  253,408	<b>200,000</b>	200,000	175,000	185,000
7	<b>Community Foundation for the Disabled/Columbus Comm. Center</b> <b>Columbus Production Services Building Upgrades</b>  1850 South 3230 West, 84104	Funding for improvements to a facility that provides employment & training program to persons with developmental and physical disabilities. Rehabilitate parking lot: \$22,400 Rehabilitate two restrooms: \$40,000 Install heaters & fans: \$28,800 Replace roof: \$64,000 Engineering & administration: \$15,520	New		<b>170,720</b>	40,000	40,000	40,000
8	<b>Housing and Neighborhood Development Division</b> <b>Emergency Repair Fund</b>  City-wide locations	Funding for grants to nonprofit organizations when they experience unforeseen emergencies to their facilities that need repair.	35th 33rd 31st 30th 29th Others Total	10,000 10,000 10,000 10,000 10,000 17,000 67,000	<b>10,000</b>	10,000	10,000	10,000
9	<b>House of Hope</b>  <b>Residential Facility - Replace Carpet</b>  667 East South Temple, 84102	Funding for improvements to a women and children's substance abuse treatment program that provides residential housing for low-income women and mothers with children.  Replace and install carpet. Prior years for water lines, driveway, windows.	34th 33rd 32nd 31st 30th 26th Total	6,200 5,000 0 0 15,000 26,200 26,200	<b>7,099</b>	7,099	7,099	7,099
10	<b>House of Hope</b>  <b>Hope Center for Children - Playground</b>  1063 East 200 South, 84102	Funding for playground renovation for a facility that provides a therapeutic treatment program for children whose mothers are attending substance treatment at the House of Hope.  Purchase & install rubber mulch under playground equipment. Prior years for kitchen equipment and driveway.	34th 33rd 32nd 31st 30th 26th Total	43,000 0 13,500 0 0 0 56,500	<b>6,600</b>	6,600	6,600	6,600



11	<b>Multi-Ethnic Development Corporation</b>  <b>Water Softener System - Second West Apartments</b>  925 South 200 West, 84101	Funding for water softener system to prevent scale build-up at a facility that provides 25 affordable housing units.  Prior year for masonry sealer.	35th	5,000	<b>10,000</b>	0	0	0
12	<b>Neighborhood House</b>  <b>Children's Day Care Center - Kitchen Improvements</b>  1050 West 500 South, 84104	Replace kitchen appliances with commercial grade and eco-efficient appliances for the preparation of three meals a day for children receiving day care services. Prior years for walk-in refrigerator & freezer, restroom, playground and fire alarm.	34th 33rd 32nd 31st Others Total	15,000 15,000 15,000 17,300 186,800 249,100	<b>18,300</b>	18,300	18,300	13,300
13	<b>Neighborhood House</b>  <b>Adult Day Program - Kitchen Improvements</b>  423 South 1100 West, 84104	Replace kitchen appliances with commercial grade and eco-efficient appliances for the preparation of meals for adults 18 and older who are in need of supervision during the day.  Prior years for HVAC, restrooms & parking lot.	35th 34th 30th  Total	21,000 10,000 25,525  56,525	<b>23,400</b>	23,400	23,400	23,400
14	<b>Odyssey House</b>  <b>Adolescent Residential Facility - Replace HVAC System</b>  607 East 200 South, 84102	Funding for improvements at the facility that provides residential substance abuse treatment services targeted to low and moderate-income adolescents. The work includes replacing the HVAC system & condenser units.  Prior years for restrooms, window & boiler rehab.	35th 34th 31st  Total	30,000 2,500 59,400  91,900	<b>25,000</b>	25,000	25,000	25,000
15	<b>Salt Lake School District</b>  <b>Community Learning Center -</b>  1380 South Navajo, 84104	Funding for construction of a community learning center adjacent to the Mountain View Elementary school that provides various programs specific to the needs of the community, including language literacy, financial literacy, nutrition workshops, health clinics and career counseling.	New		<b>500,000</b>	0	25,000	0
16	<b>Salvation Army</b>  <b>Adult Rehabilitation Facility Remodel</b>  252 South 500 East, SLC	Funding to remodel and upgrade basement for heating and ventilation of this facility that provides residential substance abuse treatment programs. Work includes: replacing HVAC systems, upgrade electrical panels and wiring, and water heaters. Project may be phased. Phase 1 costs \$66,524 Prior years for roof, HVAC, driveway, kitchen.	35th 34th 33rd 32nd 31st  Total	112,130 0 35,000 42,415 60,000  249,545	<b>111,450</b>	66,524	66,524	66,524

17	<b>Utah Food Bank Services</b>  <b>Emergency Generator</b>  3150 South 900 West, 84119	Partial funding for emergency generator to keep refrigerator and freezer working during an emergency disaster situation for a program that provides emergency food supplies to low-income persons through a network of pantries. Total cost: \$ 135,000 Prior years for trucks, forklift, pallet racks, equip.	34th 33rd  28th 27th 26th Total	10,000 10,000  30,000 29,000 27,698 106,698	<b>55,000</b>	55,000	30,000	30,000
18	<b>Volunteers of America</b>  <b>Adult Detoxification Center Improvements</b>  252 West Brooklyn, 84101	Funding for improvements to this facility that provides detoxification programs to help people recover from drug and alcohol dependency.  Install additional water heater and reconstruct closet space: \$11,000 Purchase & install/move security cameras: \$1,953 Purchase & install back-up generator: \$84,718 Prior years for ceiling, bathrooms, lights, kitchen.	35th 34th 33rd 32nd 31st 30th Others Total	0 0 10,000 10,000 118,000 40,000 318,848 496,848	<b>97,671</b>	97,671	84,718	84,718
		<b>Public Services Building Improvement Total</b> <b>Percent of Total Funds</b>			<b>1,391,440</b> 15.9%	<b>599,794</b> 12.5%	<b>583,841</b> 12.2%	<b>563,841</b>

## PLANNING

1	<b>Redwood Meadows Park - Planning &amp; Community Input</b>  SLC Engineering	Funding to develop a community-based input and planning process for the redevelopment of this small park located at 1750 West 400 North.	New		<b>50,000</b>	50,000	50,000	50,000
		<b>Planning Total</b> <b>Percent of Total Funds</b>			<b>50,000</b> 0.6%	<b>50,000</b> 1.0%	<b>50,000</b> 1.0%	<b>50,000</b>

## PERCENT FOR ART

1	<b>SLC Percent for Art</b>	Funding to provide enhancements to City properties through decorative pavements, railings, sculptures, fountains, and other works of art.	35th 34th 33rd 32nd 31st Others Total	10,000 25,000 5,952 5,000 6,000 47,450 99,402	<b>3,000</b>	10,000	25,000	25,000
		<b>Percent for Art Total</b> <b>Percent of Total Funds</b>			<b>3,000</b> 0.0%	<b>10,000</b> 0.2%	<b>25,000</b> 0.5%	<b>25,000</b>

## GENERAL ADMINISTRATION

1	<b>Salt Lake County Homeless Coordinating Council Continuum of Care</b>  210 South Rio Grande, 84101	Funding for partial salaries for an organization that coordinates homeless programs in Salt Lake County and sponsors the annual application to HUD for homeless housing and assistance grants.	New		<b>15,000</b>	<b>0</b>	<b>0</b>	<b>0</b>
		<b>General Administration Total</b>			<b>15,000</b>	<b>0</b>	<b>0</b>	<b>0</b>
		<b>Percent of Total Funds</b>			0	0	0	0

## CITY ADMINISTRATION

1	<b>City Attorney's Office</b>	Partial funding for staff salaries to provide contract administration function for federal grants.	35th 34th 33rd 32nd 31st Others Total	55,432 55,432 55,432 55,432 55,432 820,420 1,097,580	<b>55,432</b>	55,432	55,432	55,432
2	<b>Finance Division</b>	Partial funding for staff salaries to provide financial administration and accounting services for federal grants.  This function was previously split into two separate line items.	35th 34th 33rd 32nd 31st Others Total	82,776 82,776 82,776 82,776 91,967 5,212,016 5,635,087	<b>82,776</b>	82,776	82,776	82,776
3	<b>Housing &amp; Neighborhood Development</b>	Funding for salaries and operational expenses of HAND to administer and monitor the federal grants and to conduct the community processes. Increased request includes planner position that provides environmental assessment clearances for federal funded projects, previously listed in Planning.	35th 34th 33rd 32nd 31st Others Total	472,804 405,616 405,616 405,616 437,616 2,984,345 5,111,613	<b>472,804</b>	472,804	472,804	472,804

4	<b>Mayor's Office</b>	Partial funding for salaries and operational expenses of three positions to provide community relations support for federal grants.	35th 34th 33rd 32nd 31st Others Total	91,709 91,709 91,709 91,709 91,709 1,426,253 1,884,798	<b>91,709</b>	91,709	91,709	91,709
	<b>Council Office</b>	Support liaison function in Districts 1, 2, 4 and parts of 5						91,709
		<b>City Administration Total</b>			<b>702,721</b>	<b>702,721</b>	<b>702,721</b>	<b>794,430</b>
		<b>Percent of Total Grant</b>			17.2%	17.2%	17.2%	
		<b>Planning &amp; Administration Total</b>			<b>767,721</b>	<b>752,721</b>	<b>752,721</b>	<b>844,430</b>
		<b>Planning &amp; Administration as Percent of Grant</b>			18.8%	18.5%	17.0%	19.1%
		<b>20% Cap of Grant Amount</b>			815,678	815,678	884,325	884,325
		<b>Difference</b>			<b>47,957</b>	<b>62,957</b>	<b>131,604</b>	<b>39,895</b>

## CONTINGENCY

	<b>Contingency</b>	Funding set aside to cover unanticipated cost overruns on funded projects.	35th 34th 33rd 32nd 31st 30th	46,776 35,000 30,000 30,294 25,000 80,000	<b>0</b>	10,836	75,689	60,000
	<b>Hold Account</b>	<i>Hold \$ Pending further discussion with School District</i>						233,732
		<b>Contingency Total</b>			<b>0</b>	<b>10,836</b>	<b>75,689</b>	<b>293,732</b>

## TOTALS

		<b>Total Requested/Recommended</b>			<b>8,773,447</b>	<b>4,796,613</b>	<b>4,796,613</b>	<b>5,139,851</b>
		Estimated Grant Amount			4,078,388	4,078,388	4,078,388	4,421,626
		Reallocated Funds			718,225	718,225	718,225	718,225
		<b>Estimated Total Funds Available</b>			<b>4,796,613</b>	<b>4,796,613</b>	<b>4,796,613</b>	<b>5,139,851</b>
		<b>Difference</b>			<b>-3,976,834</b>	<b>0</b>	<b>0</b>	<b>0</b>

CDBG-R								
		<b>Funds Available for Reallocation</b>					<b>189,000</b>	<b>189,000</b>
	<b>Sidewalk Replacement Program</b>	Replace deteriorated and defective sidewalk in CDBG eligible areas to improve pedestrian access, safety and walkability.	35th-R	243,281			189,000	189,000
	City-wide in eligible areas							
	SLC Engineering		Total	243,281				
		<b>Difference</b>					<b>0</b>	<b>0</b>

#	ORGANIZATION	DESCRIPTION	2009-10 REQUEST	PREVIOUS		2010-11 REQUEST	RECOMMENDATIONS		COUNCIL APPROVED
				AMOUNTS	YEAR		HTF	MAYOR	
1	<b>Salt Lake Community Action Program</b> 764 South 200 West  TBRA program	To provide tenant based rental assistance to 110 clients that may include residents of mobile homes in parks targeted for relocation, special needs clients, and other at-risk populations in order to transition them into housing and maximize stability.	70,000	70,000 70,000 No app 70,000 70,000 75,000	09/10 08/09 07/08 06/07 05/06 04/05	<b>70,000</b>	70,000	70,000	70,000
2	<b>SL Community Development Corporation</b> 501 East 1700 South  Own in Salt Lake Program	To provide a loan/grant for 15-20 low/mod first time home buyers for down payment assistance or closing costs. If the buyer resides in the home for 15 years, the funding becomes a grant; otherwise the owner repays the money at the time of the sale.	250,000	103,591 125,000 175,000 175,000 135,000 125,000	09/10 08/09 07/08 06/07 05/06 04/05	<b>150,000</b>	150,000	100,000	100,000
3	<b>SL Community Development Corporation</b> 501 East 1700 South  Property Acquisition/New Construction	Funding for acquisition, demolition, and/or new construction of 1-3 properties to provide affordable housing for low- and moderate-income households. CDC is also requesting to be able to provide recapturable soft second mortgages and permission to retain recaptured funds for investment in other affordable housing projects and not return those funds to SLC.	300,000	0 0 125,000 125,000 0 180,000	09/10 08/09 07/08 06/07 05/06 04/05	<b>125,000</b>	0	0	0
4	<b>Crossroads Urban Center</b> 347 South 400 East  The Sarah House Container Home Project	Funding for land acquisition, site preparation and associated hard and soft costs to develop several demonstration model homes out of 40-foot shipping containers. Project to be inexpensively completed using green building techniques for maximum affordability & minimum environmental impact.	98,000	0	09/10	<b>108,000</b>	0	108,000	108,000
5	<b>NeighborWorks Salt Lake</b> 622 West 500 North  CHDO application Rebuild & Revitalize Blight project	Funding to target and acquire boarded and/or vacant properties in the Glendale, Poplar Grove, Fairpark, Rose Park, Jordan Meadows, West Pointe & West Capitol Hill areas and develop them into affordable housing for first time home buyers earning 80% of the median income or less. Components of the program may include planning, predevelopment, demolition, new construction, site improvements, development, rehab and financing.	500,000	500,000 500,000 568,339 456,172 370,479 464,532	09/10 08/09 07/08 06/07 05/06 04/05	<b>500,000</b>	500,000	475,000	475,000
6	<b>The Road Home</b> 210 South Rio Grande  TBRA program	To provide tenant based rental assistance to homeless, special needs, and other at-risk populations who are participating in their Supportive Housing Program, in order to transition them into permanent housing and maximize stability. They anticipate serving 27 people with these funds.	100,000	100,000 80,000 75,000 75,000 75,000 75,000	09/10 08/09 07/08 06/07 05/06 04/05	<b>100,000</b>	100,000	100,000	100,000

7	<b>SLC Housing &amp; Neighborhood Development</b> 451 S. State Street, Rm 406  Housing Rehab and FTHB	Funding for the homeowner rehabilitation program, First Time Home Buyer Assistance, emergency repair program, acquisition, new construction, and financial services programs. They anticipate providing 110 housing rehabilitations and funding 20 First Time Home Buyer projects.	690,000	690,000 570,000 570,000 570,000 570,000 570,000	09/10 08/09 07/08 06/07 05/06 04/05	<b>690,000</b>	690,000	665,000	665,000
8	<b>Utah Nonprofit Housing Corporation</b>  Aspenview Apartments 1230 Elgin Avenue (not located in SLC) CHDO application	To repair damaged stucco on apartment buildings, including the shed and retaining walls, at the Aspenview Apartments, including removal and disposal of damaged stucco, making necessary repairs to the buildings and replacing the stucco and accompanying accessories with new stucco to continue to provide safe and decent housing.	New			<b>24,357</b>	0	0	0
9	<b>Utah Nonprofit Housing Corporation</b>  Sedona Apartments 562 West 200 North  CHDO application	To repair damaged stucco on the apartment buildings, including the shed and retaining walls, at the Sedona Apartments, including removal and disposal of damaged stucco, making necessary repairs to the buildings and replacing the stucco and accompanying accessories with new stucco to continue to provide safe and decent housing.	New			<b>23,813</b>	23,813	23,813	23,813
10	<b>Utah Nonprofit Housing Corporation</b>  Lowell Apartments 756 South 200 East  CHDO application	To remove, repair and replace damaged stucco, remove and replace vinyl siding, and remove and replace roof.	New			<b>144,718</b>	144,718	136,718	132,981
11	<b>Administrative Costs SLC - HAND</b> 451 S. State Street, Rm 406	Funding to administer the HOME program (10% of the total HOME allocation).		137,687 123,646 127,971 129,214 137,384 145,504	09/10 08/09 07/08 06/07 05/06 04/05	<b>137,687</b>	138,378	138,378	137,194
		<b>Total Requested/Recommended</b>				<b>2,073,575</b>	<b>1,816,909</b>	<b>1,816,909</b>	<b>1,811,988</b>
		<b>Estimated Grant Amount</b>				1,376,867	1,376,867	1,376,867	1,371,946
		<b>Reallocated Funds</b>				440,042	440,042	440,042	440,042
		<b>Estimated Total Funds Available</b>				<b>1,816,909</b>	<b>1,816,909</b>	<b>1,816,909</b>	<b>1,811,988</b>
		<b>Difference</b>				<b>-256,666</b>	<b>0</b>	<b>0</b>	<b>0</b>

#	ORGANIZATION	DESCRIPTION	PRIOR		REQUESTED AMOUNT	RECOMMENDED			COUNCIL APPROVED
			AMOUNTS	YEAR		HIV/AID/Ent	HTFAB	MAYOR	
1	<b>Housing Authority of Salt Lake City</b>	To provide tenant-based rental assistance to 34 low-income households with HIV/AIDS.  Tenant-based rental assistance: \$150,684 Administration: \$10,548	110,001 98,752 133,750 145,000 146,467 140,000 140,000 117,000 116,000	10/11 09/10 08/09 07/08 06/07 05/06 04/05 03/04 02/03 01/02	<b>161,232</b>	142,727	142,727	142,727	<b>142,727</b>
2	<b>Housing Authority of the County of Salt Lake</b>	To provide tenant-based rental assistance to 15 low-income households with HIV/AIDS.  Tenant-based rental assistance: \$90,000 Administration: \$6,300	63,500 63,500 38,500 38,000 38,500 17,835	10/11 09/10 08/09 07/08 06/07 05/06 04/05	<b>96,300</b>	82,641	82,641	82,641	<b>112,830</b>
3	<b>West Valley City Housing Authority</b>	To provide tenant-based rental assistance to 12 low-income households with HIV/AIDS. West Valley's primary focus will be to assist families.  Tenant-based rental assistance: \$100,000 Administration: \$7,000	32,100 32,100 32,100 30,000 30,600 25,000	10/11 09/10 08/09 07/08 06/07 05/06 04/05	<b>107,000</b>	41,979	41,979	41,979	41,979
4	<b>New Owner to be determined</b>  <i>*MEDC is in the process of transferring ownership of the buildings.</i>	To provide project-based rental assistance at the Wendell Apartments and/or Second West Apartments to 7-11 low-income households with HIV/AIDS.  Project-based rental assistance: \$18,600 Administration: \$1,400	7,500 7,500 7,500 4,500 5,000 5,000	10/11 09/10 08/09 07/08 06/07 05/06 04/05	<b>20,000</b>	20,000	20,000	20,000	20,000
5	<b>Salt Lake Community Action Program</b>	To provide housing information and referral services to 120 households including STRMU to 67, PHP to 47, and short-term emergency housing to 6. HOPWA Housing Specialist: \$26,500 Mileage for the Housing Specialist: \$400 Short-term rent/mortgage/utility asst: \$45,842 Permanent housing placement asst: \$33,519 Short-term emergency housing: \$2,500 Administration: \$8,173	117,000 117,000 116,782 90,000 150,000 150,000 150,000 149,500 160,000	10/11 09/10 08/09 07/08 06/07 05/06 04/05 03/04 02/03 01/02	<b>116,934</b>	116,934	116,934	116,934	116,934



6	Utah AIDS Foundation	To provide housing related case management to 18 low-income persons with HIV/AIDS.  Case Manager: \$9,300 Administration: \$700	10,000 15,000 15,000 14,554 15,000 15,000 15,000 10,000 10,000	10/11 09/10 08/09 07/08 06/07 05/06 04/05 03/04 02/03 01/02	10,000	10,000	10,000	10,000	10,000
7	Kenyon Consulting	HOPWA Housing Coordinator for Salt Lake, Summit, and Tooele counties.  HOPWA Housing Coordinator: \$4,500 Develop registry of property owners willing to work with HOPWA clients: \$500	4,500 4,500 4,500 4,500 7,000 7,000 7,000 7,000	10/11 09/10 08/09 07/08 06/07 05/06 04/05 03/04 02/03	5,000	4,500	4,500	4,500	4,500
8	Administration	Grantee management, oversight, and monitoring of the HOPWA program.  Administration: \$10,000	10,000 10,000 10,000 10,620 10,620 11,550	10/11 09/10 08/09 07/08 06/07 05/06 04/05	10,000	10,000	10,000	10,000	10,000
		<b>Total Requested/Recommended</b>			<b>526,466</b>	<b>428,781</b>	<b>428,781</b>	<b>428,781</b>	<b>458,970</b>
		<b>Estimated Grant Amount</b>			357,000	357,000	357,000	357,000	387,189
		<b>Reallocated Funds</b>			71,781	71,781	71,781	71,781	71,781
		<b>Estimated Total Funds Available</b>			<b>428,781</b>	<b>428,781</b>	<b>428,781</b>	<b>428,781</b>	<b>458,970</b>
		<b>Difference</b>			-97,685	0	0	0	0

The HOPWA Entitlement Review Committee and Housing Trust Fund Advisory Board recommended if more or less HOPWA funding is available than estimated that applicants #1 through #3 be the balancing numbers.

#	APPLICANT NAME PROJECT NAME	DESCRIPTION	PREVIOUS		REQUEST AMOUNT	RECOMMENDATIONS		COUNCIL APPROVED
			AMOUNT	YEAR		CDCIP	MAYOR	
1	<b>Catholic Community Services</b>  <b>St. Mary's Home for Men</b> 745 East 300 South, 84102	Funding for <b>operations</b> of a program that provides residential substance abuse treatment shelter to low-income and/or chronically homeless men.  Utilities: \$12,000 Insurance: \$1,200 Building & janitorial maintenance services - \$6,800	10,000 10,000 7,000 7,000 5,000 14,000 53,000	09/10 08/09 07/08 06/07 05/06 Others Total	<b>20,000</b>	10,000	10,000	10,000
2	<b>Catholic Community Services</b>  <b>Weigand Day Center</b> 235 South Rio Grande, 84101	Funding for <b>operations</b> for a program that provides basic day services for homeless individuals and families, including showers, lockers, hygiene items, phone and mail services and health referrals.  Utilities: \$13,700 Insurance: \$1,800 Building Repair & Maintenance: \$4,500	5,000 5,000 5,000 5,000 5,000 5,000 30,000	09/10 08/09 07/08 06/07 05/06 Others Total	<b>20,000</b>	10,000	20,000	20,000
3	<b>Salt Lake Community Action Program</b> 764 South 200 West, 84101  <b>Emergency Housing Assistance</b>	Funding for a <b>homeless prevention</b> program that provides rent payment to avoid eviction or rent and/or deposit payment for households that are in a housing crisis.  Rent or deposit client assistance - \$15,000	15,000 15,000 15,000 15,000 15,000 66,407 141,407	09/10 08/09 07/08 06/07 05/06 Others Total	<b>15,000</b>	15,000	15,000	15,000
4	<b>Family Promise - Salt Lake</b>  814 West 800 South, 84104  <b>Day Center Operations</b>	Funding for <b>operations</b> at a day center where homeless families access basic services, case management and mentoring. The families actually sleep in shelters provided by 25 local congregations.  *Administrative assistant salary - \$20,000	5,572 5,000 5,000 5,000 4,800 6,000 31,372	09/10 08/09 02/03 00/01 99/00 98/99 Total	<b>20,000</b>	5,000	5,000	5,000
5	<b>Odyssey House</b>  <b>Women &amp; Children's Program</b> 42 South 500 East, 84111	Funding for <b>operations</b> for a program that provides residential substance abuse treatment and case management services to single homeless women and their children.  Utilities & maintenance - \$8,000	8,000 7,000 7,000 7,000 7,000 26,800 62,800	09/10 08/09 07/08 06/07 05/06 Others Total	<b>8,000</b>	8,000	8,000	8,000
6	<b>The Road Home</b> 210 South Rio Grande, 84101  <b>Emergency Shelter</b>	Funding for <b>operations</b> for a program that provides emergency shelter and supportive services to homeless families, women, and men.  Utilities - \$20,000 Repair & maintenance - \$20,000 *Maintenance salary - \$9,000 Cleaning supplies - \$16,000 Insurance - \$25,000	90,000 90,000 90,000 90,000 90,000 450,000 900,000	09/10 08/09 07/08 06/07 05/06 Others Total	<b>90,000</b>	68,998	68,998	68,998

7	<b>Valley Mental Health</b>  <b>Safe Haven</b> 550 West 700 South, 84101	Funding for <b>operations</b> of a program that provides emergency shelter and supportive services for homeless individuals with severe and debilitating mental illness.  Maintenance, grounds & building (contract) - \$20,000 Utilities - \$10,000	20,000 16,000 19,476 21,919 20,000 162,200 259,595	09/10 08/09 07/08 06/07 05/06 Others Total	<b>30,000</b>	20,000	10,000	10,000
8	<b>Volunteers of America</b>  <b>Homeless Youth Resource Center</b>  655 South State Street, 84111	Funding for <b>operations</b> of a program that provides street outreach services; basic needs like clothing, food, laundry and showers; case management and employment assistance to homeless youth between 16 and 21.  Rent & Utilities: 18,149 Building & Grounds maintenance: \$4,225 General & Liability insurance: \$2,626	New		<b>25,000</b>	25,000	25,000	23,975
9	<b>YWCA</b> 322 East 300 South, 84111  <b>Residential Self-Sufficiency Program</b>	Funding for <b>operations</b> and <b>essential services</b> for program which provides transitional housing and supportive services to homeless single women in transition from homelessness.  Utilities - \$10,000 Building maintenance - \$7,000 Essential services - Salaries & benefits - \$13,000	30,000 27,924 27,000 27,000 27,118 90,000 229,042	09/10 08/09 07/08 06/07 05/06 Others Total	<b>30,000</b>	30,000	30,000	30,000
		<b>Total Requested/Recommended</b>			<b>258,000</b>	<b>191,998</b>	<b>191,998</b>	<b>190,973</b>
		Estimated Grant Amount			180,140	180,140	180,140	179,115
		Reallocated Funds			11,858	11,858	11,858	11,858
		<b>Estimated Total Funds Available</b>			<b>191,998</b>	<b>191,998</b>	<b>191,998</b>	<b>190,973</b>
		<b>Difference</b>			<b>-66,002</b>	<b>0</b>	<b>0</b>	<b>0</b>

\*Federal ESG regulations limit the amount that can be paid for salaries in the operations category to 10% of the grant or \$18,140.

Two applicants (#4 and #6) have requested operations salaries totaling \$29,000, which is over the cap. If both are funded, one or both would need to be trimmed to meet the cap.

RESOLUTION NO. \_\_ OF 2010

APPROPRIATION RESOLUTION ADOPTING THE FIVE-YEAR CONSOLIDATED  
PLAN FOR 2010-2015, THE CITIZEN PARTICIPATION PLAN AND THE  
ONE-YEAR ACTION PLAN FOR  
36th YEAR COMMUNITY DEVELOPMENT BLOCK GRANT FUNDING,  
HOME INVESTMENT PARTNERSHIPS PROGRAM FUNDING,  
EMERGENCY SHELTER GRANT FUNDING,  
HOUSING OPPORTUNITIES FOR PERSONS WITH AIDS FUNDING, AND  
COMMUNITY DEVELOPMENT BLOCK GRANT – RECOVERY FUNDING  
(FISCAL YEAR 2010-11), AND  
APPROVING INTERLOCAL COOPERATION AGREEMENT  
BETWEEN SALT LAKE CITY AND  
THE U.S. DEPARTMENT OF HOUSING AND URBAN DEVELOPMENT

WHEREAS, Salt Lake City (City) is entitled under 24 Code of Federal Regulations (CFR), Part 91, et al., to receive Community Development Block Grant (CDBG) funds in the amount of \$4,421,626, HOME Investment Partnerships Program (HOME) funds in the amount of \$1,371,946, Emergency Shelter Grant (ESG) funds in the amount of \$179,115, and Housing Opportunities for Persons with AIDS (HOPWA) funds in the amount of \$387,189 from the U.S. Department of Housing and Urban Development (HUD) for program year 2010-11; and

WHEREAS, in order to receive said funds, the City is required to adopt a Five-Year Consolidated Plan and Citizen Participation Plan; and

WHEREAS, the City will also reprogram these funds: \$718,225 recaptured from prior year CDBG allocations, \$440,042 from prior year HOME allocations, \$71,781 from prior year HOPWA allocations, \$11,858 from prior year ESG allocations, and \$189,000 from prior year CDBG-R allocations; and

WHEREAS, it is in the best interests of the people of Salt Lake City that the City file an application with HUD for said funds in accordance with 24 CFR Part 91; and

WHEREAS, the public notices, hearings, and other pre-submission requirements as set forth in 24 CFR Part 91 have been accomplished by the City, including but not limited to the following: A public hearing held March 9, 2010 to consider the 2010-2015 Consolidated Plan, the Citizen Participation Plan, and a proposed list of CDBG, HOME, ESG, HOPWA and CDBG-R projects to be funded during 2010-2011 and to obtain the views of citizens regarding the City's One-year Action Plan; and

WHEREAS, the City Council does now meet this \_\_\_\_\_, 2010 to adopt the City's 2010-2015 Consolidated Plan, the Citizen Participation Plan and the 2010-2011 One-year Action Plan for CDBG, HOME, ESG, HOPWA, and CDBG-R funds;

NOW, THEREFORE, be it resolved by the City Council of Salt Lake City, Utah, as follows:

1. That the City hereby adopts the 2010-2015 Consolidated Plan, the Citizen Participation Plan, and the 2010-2011 One-Year Action Plan for CDBG, HOME, ESG, HOPWA, and CDBG-R funds as set forth in Exhibit "A" attached hereto and made a part hereof by this reference.

2. That the Mayor, as the official representative of the City, is hereby authorized to submit the City's 2010-2015 Consolidated Plan, the Citizen Participation Plan and the 2010-2011 One-Year Action Plan for CDBG, HOME, ESG, HOPWA and CDBG-R funds together with such additional information and certifications as may be required under 24 CFR Part 91 to the U.S. Department of Housing and Urban Development.

3. That the Mayor, as the official representative of Salt Lake City, or his designee, is hereby authorized to sign and execute the HUD Grant Agreement and any and all subsequent agreements between the City and other public entities resulting from and consistent with the HUD Grant Agreement, subject to final approval as to form by the City Attorney.

Passed by the City Council of Salt Lake City, Utah, this \_\_\_\_\_, 2010

SALT LAKE CITY COUNCIL

By \_\_\_\_\_  
CHAIR

ATTEST:

\_\_\_\_\_  
CITY RECORDER

APPROVED AS TO FORM  
Salt Lake City Attorney's Office  
Date 4/16/10  
By [Signature]

## EXHIBIT "A"

**2010-2015 Consolidated Plan, Citizen Participation Plan and Funding Recommendations for 2010-11.** Exhibit "A" attached hereto, shall include the 2010-2015 Consolidated Plan, the Citizen Participation Plan and Funding Recommendations for the CDBG Program, Funding Recommendations for the HOME Program, Funding Recommendations for the HOPWA Program, Funding Recommendations for the ESG Program, Funding Recommendations for the CDBG-R Program (the Funding Recommendations are collectively referred to as the "One-Year Action Plan"). The 2010-2015 Consolidated Plan, Citizen Participation Plan and the One-Year Action Plan were presented to the City Council when the Mayor made his funding recommendations and adopted by the City Council on \_\_\_\_\_, 2010.



FRANK B. GRAY  
DIRECTOR

# SALT LAKE CITY CORPORATION

DEPARTMENT OF COMMUNITY & ECONOMIC DEVELOPMENT  
OFFICE OF THE DIRECTOR

RALPH BECKER  
MAYOR

MARY DE LA MARE-SCHAEFER  
DEPUTY DIRECTOR

ROBERT FARRINGTON JR.  
DEPUTY DIRECTOR

## CITY COUNCIL TRANSMITTAL



  
David Everitt, Chief of Staff


Date Received: 12-11-09

Date Sent to City Council: 12/15/2009

**TO:** Salt Lake City Council  
Carlton Christensen, Chair

**DATE:** December 14, 2009

**FROM:** Frank Gray, Community & Economic  
Development Department Director



**SUBJECT:** Appropriation Resolution adopting the 2010-2015 Consolidated Plan, the Citizen Participation Plan and the One-year Action Plan for 36<sup>th</sup> Year Community Development Block Grant (CDBG) Funding, HOME Investment Partnerships Program Funding, Emergency Shelter Grant (ESG) Funding, and Housing Opportunities for Persons with AIDS (HOPWA) Funding for Fiscal Year 2010-11 and Approving Interlocal Cooperation Agreement between Salt Lake City and the U.S. Department of Housing and Urban Development (HUD).

**STAFF CONTACT:** LuAnn Clark, Director, Housing and Neighborhood Development Division, at 801-535-6136, or [luann.clark@slcgov.com](mailto:luann.clark@slcgov.com)

**ACTION REQUIRED:** That the City Council:

1. Schedule Mayor Becker's funding recommendation presentation for March 2, 2010;
2. Schedule the required public hearing for March 9, 2010; and
3. Adopts the 2010-2015 Consolidated Plan, the Citizen Participation Plan and the 2010-2011 One-year Action Plan as outlined in the attached resolution for CDBG, HOME, ESG, and HOPWA funds.

**DOCUMENT TYPE:** Resolution

**BUDGET IMPACT:** Grants funds from the U.S. Department of Housing and Urban Development for 2010-11.

**DISCUSSION:**

Emergency Shelter Grant funds (ESG) and Housing Opportunities for Persons with AIDS funds (HOPWA) from the U.S. Department of Housing and Urban Development (HUD).

To receive these funds the City is required to adopt a Consolidated Plan and Citizen Participation Plan. The current five-year plans were adopted in 2005 and expire in 2010. A new five year Consolidated Plan and Citizen Participation Plan for the 2010-2015 period are now presented for Council consideration, along with the 2010-2011 Action Plan which allocates HUD funds to projects that benefit the residents of Salt Lake City.

**Analysis:** The City has not received our allocation amounts for all grants from HUD, as Congress did not adopt a federal budget in October and have used Continuing Resolutions to fund federal government programs. HUD will not be able to announce the allocation amounts for each of the grant programs and their recipients until a final budget is adopted or a continuing resolution is adopted for the full year.

Due to the late adoption of the federal budget, we are submitting a draft resolution without the appropriate dollar amounts included for fiscal year 2010. As soon as the City receives the allocation amounts, a new resolution will be prepared and submitted to the City Council for their review and consideration. The City Attorney's Office has preliminary reviewed the draft resolution and will approve the final before it transmitted for Council review. A copy of the One-year Action plan for all grants will also be attached to the resolution after the City Council has made final funding decisions.

The draft resolution does include the dollar amounts for funds that will be recaptured and available for reallocation. Those amounts are as follows:

- CDBG - \$718,225
- HOME - \$440,042
- HOPWA - \$71,781
- ESG - \$11,858

The Community Development Capital Improvement Program Advisory Board and the Housing Trust Fund Advisory Board are reviewing applications and will be making funding recommendations. The Boards will use an estimated amount of funding for each grant, based on the total budget adopted for HUD. Each of the Boards will also include recommendations on projects that should receive more or less funding if the final allocation amounts are different than our estimates. The advisory boards' recommendations will then be forwarded to the Mayor for his review and consideration.

**Recommendation:** The Administration is recommending that the City Council set March 2<sup>nd</sup> as the date the Mayor will present his funding recommendations to the City Council and March 9, 2010 as the public hearing date. A copy of the Mayor's funding recommendations with the appropriate board's recommendations, the 2010-2015 Consolidated Plan, and the Citizen Participation Plan, will be provided at the time of the Mayor's presentation.



**PUBLIC PROCESS:** The Council will hold a Public Hearing on March 9, 2010 to hear from the public and applicants regarding recommendations for funding for the 2010-11 year and the 2010-2015 Consolidated Plan and Citizen Participation Plan. An open house was held on January 11, 2010 allowing the public another opportunity to review and give input on the projects the City may fund with the federal dollars.

**RELEVANT ORDINANCES:** None.

## **TABLE OF CONTENTS**

Attachment A – Draft Resolution Adopting the 2010-2015 Consolidated Plan, the Citizen Participation Plan and the 2010-2011 One-Year Action Plan for Federal HUD Funds for the 2010-11 Fiscal Year.

**Attachment A  
Resolution  
Adopting 2010-  
2015 Consolidated  
Plan, Citizen  
Participation Plan  
and 2010-11  
Annual Action  
Plan**

RESOLUTION NO. \_\_ OF 2010

APPROPRIATION RESOLUTION ADOPTING THE FIVE-YEAR CONSOLIDATED  
PLAN FOR 2010-2015, THE CITIZEN PARTICIPATION PLAN AND THE  
ONE-YEAR ACTION PLAN FOR  
36th YEAR COMMUNITY DEVELOPMENT BLOCK GRANT FUNDING,  
HOME INVESTMENT PARTNERSHIPS PROGRAM FUNDING,  
EMERGENCY SHELTER GRANT FUNDING, AND  
HOUSING OPPORTUNITIES FOR PERSONS WITH AIDS FUNDING  
(FISCAL YEAR 2010-11)  
AND APPROVING INTERLOCAL COOPERATION AGREEMENT  
BETWEEN SALT LAKE CITY AND  
THE U.S. DEPARTMENT OF HOUSING AND URBAN DEVELOPMENT

WHEREAS, Salt Lake City (City) is entitled under 24 Code of Federal Regulations (CFR), Part 91, et al., to receive Community Development Block Grant (CDBG) funds in the amount of \$\_\_\_\_\_, HOME Investment Partnerships Program (HOME) funds in the amount of \$\_\_\_\_\_, Emergency Shelter Grant (ESG) funds in the amount of \$\_\_\_\_\_, and Housing Opportunities for Persons with AIDS (HOPWA) funds in the amount of \$\_\_\_\_\_ from the U.S. Department of Housing and Urban Development (HUD) for program year 2010-11; and

WHEREAS, in order to receive said funds, the City is required to adopt a Five-Year Consolidated Plan and Citizen Participation Plan; and

WHEREAS, the City will also reprogram these funds: \$718,225 recaptured from prior year CDBG allocations, \$440,042 from prior year HOME allocations, \$71,781 from prior year HOPWA allocations, and \$11,858 from prior year ESG allocations; and

WHEREAS, it is in the best interests of the people of Salt Lake City that the City file an application with HUD for said funds in accordance with 24 CFR Part 91; and

WHEREAS, the public notices, hearings, and other pre-submission requirements as set forth in 24 CFR Part 91 have been accomplished by the City, including but not limited to the following: A public hearing held March 9, 2010 to consider the 2010-2015 Consolidated Plan, the Citizen Participation Plan, and a proposed list of CDBG, HOME, ESG and HOPWA projects to be funded during 2010-2011 and to obtain the views of citizens regarding the City's One-year Action Plan; and

WHEREAS, the City Council does now meet this \_\_\_\_\_, 2010 to adopt the City's 2010-2015 Consolidated Plan, the Citizen Participation Plan and the 2010-2011 One-year Action Plan for CDBG, HOME, ESG, and HOPWA funds;

NOW, THEREFORE, be it resolved by the City Council of Salt Lake City, Utah, as follows:

1. That the City hereby adopts the 2010-2015 Consolidated Plan, the Citizen Participation Plan, and the 2010-2011 One-Year Action Plan for CDBG, HOME, ESG, and HOPWA funds as set forth in Exhibit "A" attached hereto and made a part hereof by this reference.

2. That the Mayor, as the official representative of the City, is hereby authorized to submit the City's 2010-2015 Consolidated Plan, the Citizen Participation Plan and the 2010-2011 One-Year Action Plan for CDBG, HOME, ESG, and HOPWA funds together with such additional information and certifications as may be required under 24 CFR Part 91 to the U.S. Department of Housing and Urban Development.

3. That the Mayor, as the official representative of Salt Lake City, or his designee, is hereby authorized to sign and execute the HUD Grant Agreement and any and all subsequent agreements between the City and other public entities resulting from and consistent with the HUD Grant Agreement, subject to final approval as to form by the City Attorney.

Passed by the City Council of Salt Lake City, Utah, this \_\_\_\_\_, 2010

SALT LAKE CITY COUNCIL

By \_\_\_\_\_  
CHAIR

ATTEST:

\_\_\_\_\_  
CITY RECORDER

APPROVED AS TO FORM  
Salt Lake City Attorney's Office  
Date \_\_\_\_\_  
By \_\_\_\_\_

## EXHIBIT "A"

**2010-2015 Consolidated Plan, Citizen Participation Plan and Funding Recommendations for 2010-11.** Exhibit "A" attached hereto, shall include the 2010-2015 Consolidated Plan, the Citizen Participation Plan and Funding Recommendations for the CDBG Program, Funding Recommendations for the HOME Program, Funding Recommendations for the HOPWA Program, and Funding Recommendations for the ESG Program, (the Funding Recommendations are collectively referred to as the "One-Year Action Plan"). The 2010-2015 Consolidated Plan, Citizen Participation Plan and the One-Year Action Plan were presented to the City Council when the Mayor made his funding recommendations and adopted by the City Council on \_\_\_\_\_, 2010.

## HOUSING & NEIGHBORHOOD DEVELOPMENT DIVISION TRANSMITTAL SUBMISSION FORM


Transmittal Title: 2010-2015 Consolidated Plan, Citizen Participation Plan, 2010-11 Action Plan

Date Submitted to CD: Dec. 11, 2009.  
(Transmittals must be submitted by no later than 12:00 p.m. on the due date.)

Scheduled for Council?

☒ Yes Date: Proposed dates March 2010.

☐ No

Director's Signature: 

Comments/Special Instructions: